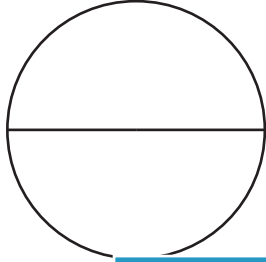


Name : _____

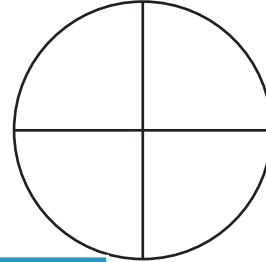
Shading Fractions

A) Shade a portion of each shape to correctly represent the specified fraction.

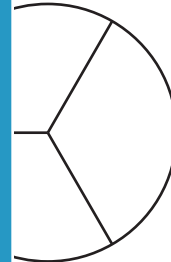
1) $\frac{1}{2}$



2) $\frac{1}{4}$



3) $\frac{3}{4}$



PREVIEW

Gain complete access to the largest collection of worksheets in all subjects!

Members, please log in to download this worksheet.

Not a member? Please sign up to gain complete access.

www.mathworksheets4kids.com

B) Shade a portion of each shape to correctly represent the specified fraction.

1) Two-thirds

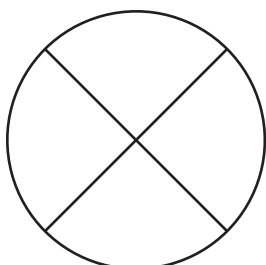


specified in words.

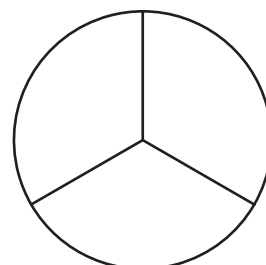
s



3) Two-fourths



4) One-third



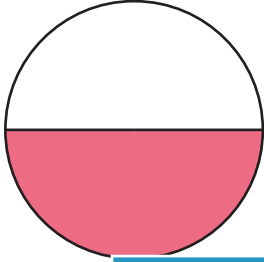
Name : _____

Answer Key

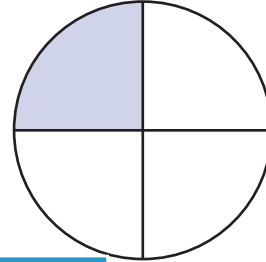
Shading Fractions

A) Shade a portion of each shape to correctly represent the specified fraction.

1) $\frac{1}{2}$



2) $\frac{1}{4}$



3) $\frac{3}{4}$



PREVIEW

Gain complete access to the largest collection of worksheets in all subjects!


Members, please log in to download this worksheet.

Not a member? Please sign up to gain complete access.

www.mathworksheets4kids.com

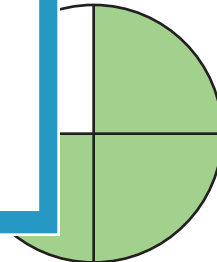
B) Shade a portion of each shape to correctly represent the specified fraction.

1) Two-thirds

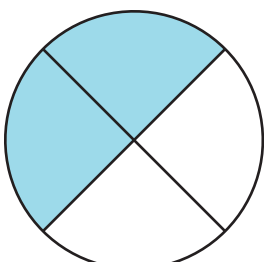


specified in words.

s



3) Two-fourths



4) One-third

