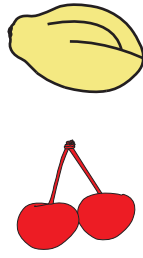
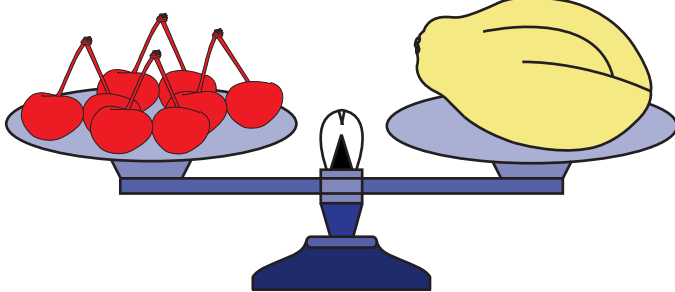


Heavy vs Light

Tick the heavy one and cross out the light one.



1)





2)



3)



4)



PREVIEW

Gain complete access to the largest collection of worksheets in all subjects!

Members, please log in to download this worksheet.

Not a member? Please sign up to gain complete access.



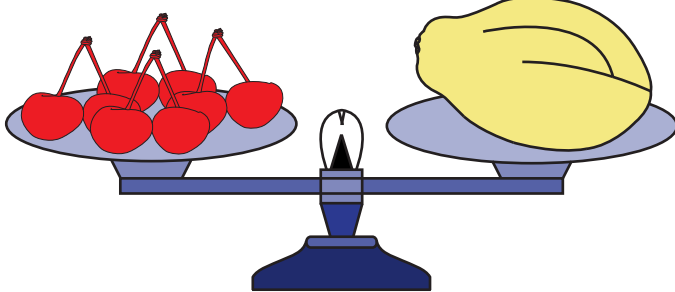
www.mathworksheets4kids.com

Name : _____

Heavy vs Light

Tick the heavy one and cross out the light one.

1)





(next to lemon)
 (next to cherries)

2)






(next to grapes)
 (next to orange)

3)



(next to grapes)
 (next to apple)

4)



(next to pear)
 (next to apple)

PREVIEW

Gain complete access to the largest collection of worksheets in all subjects!

Members, please log in to download this worksheet.

Not a member? Please sign up to gain complete access.

www.mathworksheets4kids.com