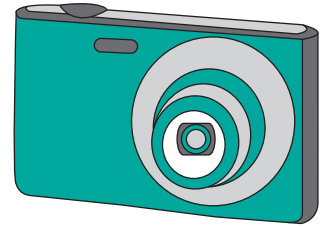
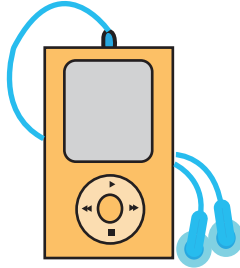



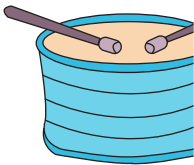
Name : _____

Heavy vs Light

1) Circle the heaviest object.



2) Circle the lightest




PREVIEW

Gain complete access to the largest collection of worksheets in all subjects!

Members, please log in to download this worksheet.

Not a member? Please sign up to gain complete access.

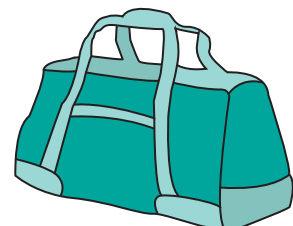
www.mathworksheets4kids.com



3) Circle the heaviest

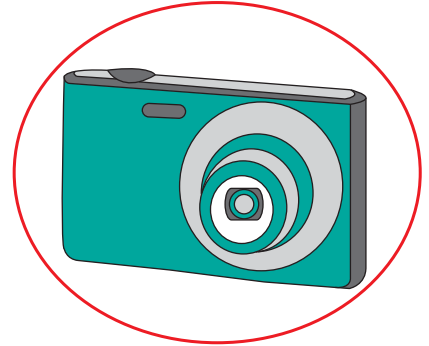



4) Circle the lightest object.

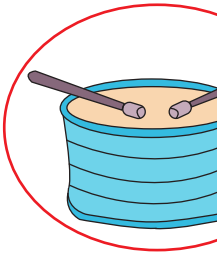


Heavy vs Light

1) Circle the heaviest object.



2) Circle the lightest




PREVIEW

Gain complete access to the largest collection of worksheets in all subjects!

Members, please log in to download this worksheet.

Not a member? Please sign up to gain complete access.

www.mathworksheets4kids.com



3) Circle the heaviest



4) Circle the lightest object.

