



Heavy vs Light

1) Circle the light bird.



2) Circle the light bird.




PREVIEW

Gain complete access to the largest collection of worksheets in all subjects!

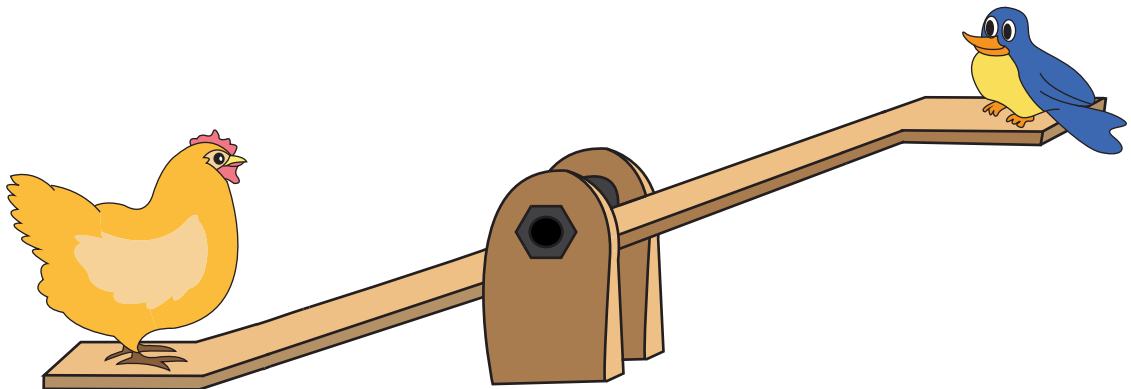
Members, please log in to download this worksheet.

Not a member? Please sign up to gain complete access.

www.mathworksheets4kids.com

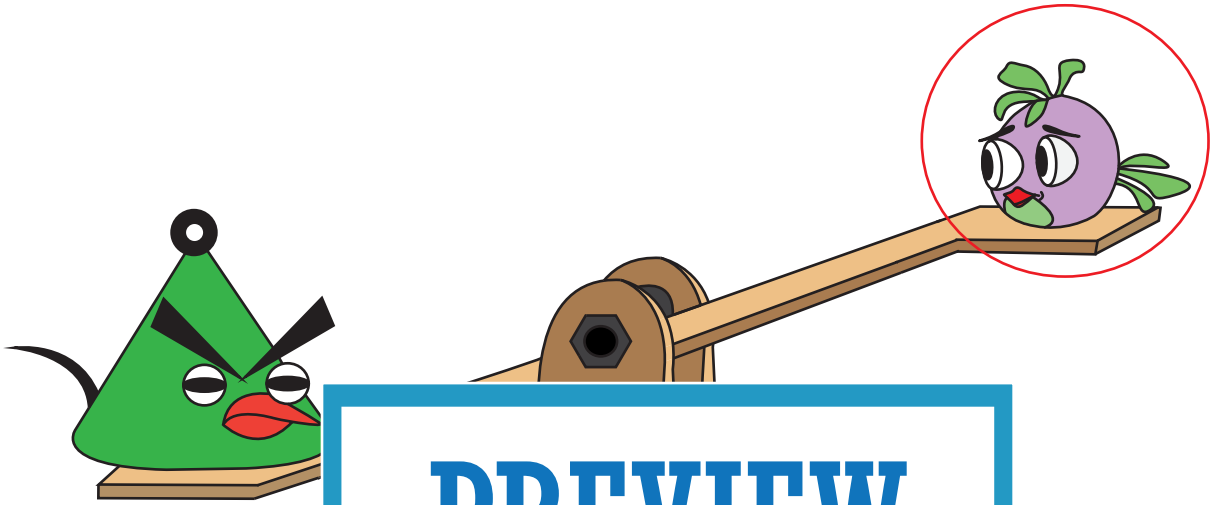


3) Circle the heavy bird.

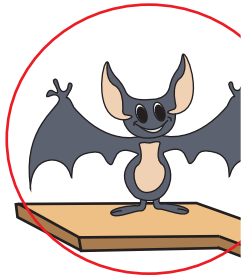


Heavy vs Light


1) Circle the light bird.



2) Circle the light bird.



3) Circle the heavy bird.



PREVIEW

Gain complete access to the largest collection of worksheets in all subjects!

Members, please log in to download this worksheet.

Not a member? Please sign up to gain complete access.

www.mathworksheets4kids.com