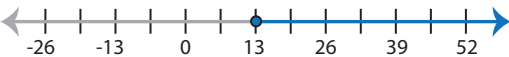


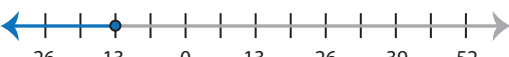


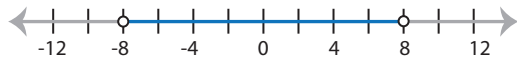

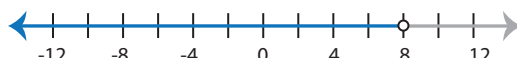
Identifying Graphs

Choose the correct graph that best describes the solution for each inequality.




1) $|x| \geq 13$

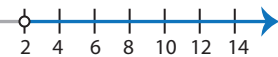
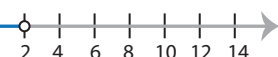
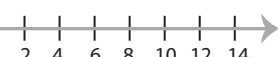

- a) 
- b) 
- c) 
- d) 

2) $|-x| < 8$


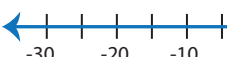
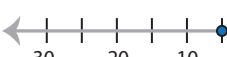
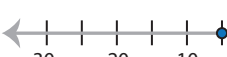
- a) 
- b) 
- c) 
- d) No solution


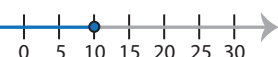
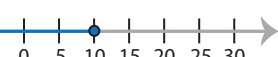
3) $|x| \leq -4$

- a) 
- b) 
- c) 
- d) No solution

- 
- 
- 
- 

5) $|x| \leq 5$

- a) 
- b) 
- c) 
- d) 

- 
- 
- 

PREVIEW

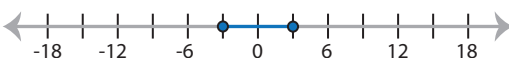
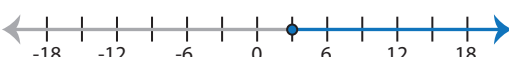
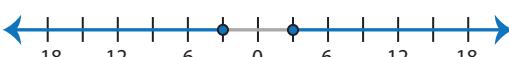
Gain complete access to the largest collection of worksheets in all subjects!

Members, please log in to download this worksheet.

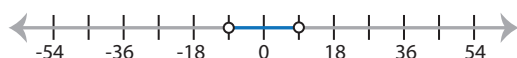

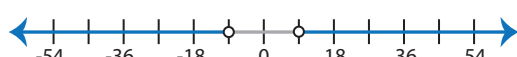
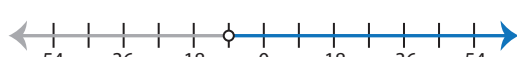
Not a member? Please sign up to gain complete access.

www.mathworksheets4kids.com

7) $|-x| \geq 3$

- a) 
- b) 
- c) 
- d) No solution

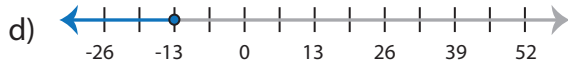
8) $|x| < 9$

- a) 
- b) 
- c) 
- d) 

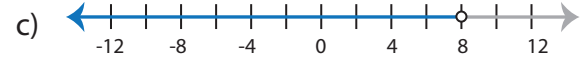
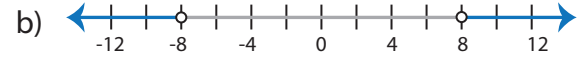
Identifying Graphs

Choose the correct graph that best describes the solution for each inequality.

1) $|x| \geq 13$

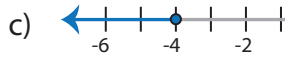
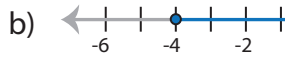
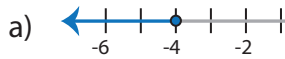


2) $|-x| < 8$



d) No solution

3) $|x| \leq -4$



d) No solution

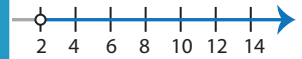
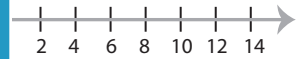
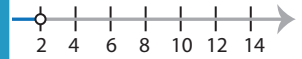
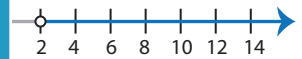
PREVIEW

Gain complete access to the largest
collection of worksheets in all subjects!

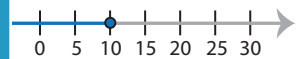
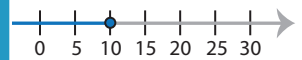
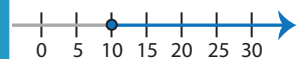
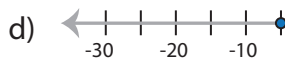
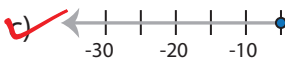
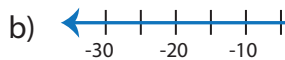
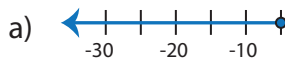
Members, please
log in to
download this
worksheet.

Not a member?
Please sign up to
gain complete
access.

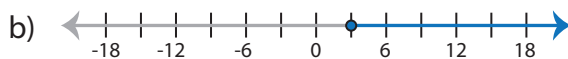
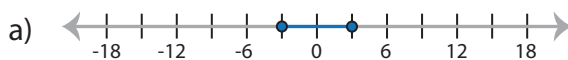
www.mathworksheets4kids.com



5) $|x| \leq 5$



7) $|-x| \geq 3$



d) No solution

8) $|x| < 9$

