

## Graphing Compound Inequalities

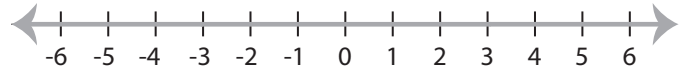
ES2

Graph the compound inequalities.

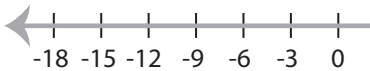
1)  $30 > x \geq -20$



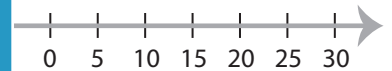
2)  $x > 3$  or  $x < -3$



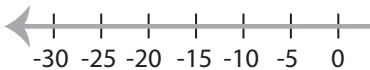
3)  $-12 < x \leq 12$



25



5)  $x \leq 5$  or  $x > 10$



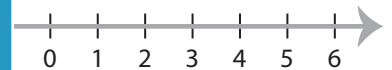
**PREVIEW**

Gain complete access to the largest  
collection of worksheets in all subjects!

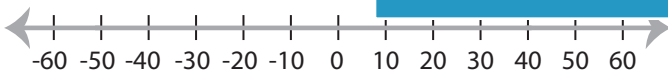
Members, please  
log in to  
download this  
worksheet.

Not a member?  
Please sign up to  
gain complete  
access.

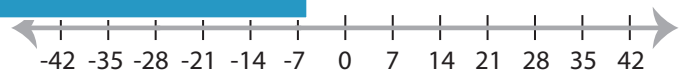
[www.mathworksheets4kids.com](http://www.mathworksheets4kids.com)



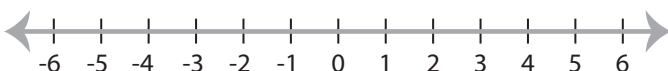
7)  $40 \geq x \geq -50$



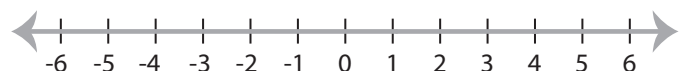
-28



9)  $x < -5$  or  $x > 0$



10)  $1 < x < 4$

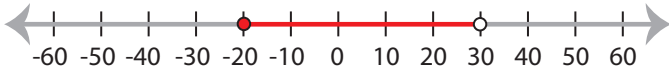


## Graphing Compound Inequalities

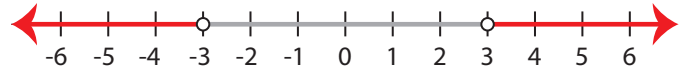
ES2

Graph the compound inequalities.

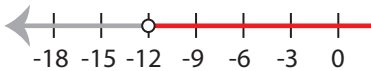
1)  $30 > x \geq -20$



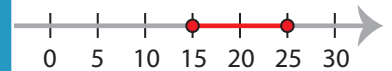
2)  $x > 3$  or  $x < -3$



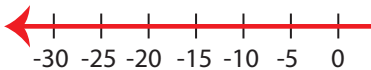
3)  $-12 < x \leq 12$



25



5)  $x \leq 5$  or  $x > 10$



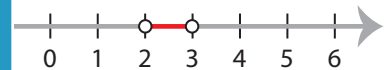
**PREVIEW**

Gain complete access to the largest  
collection of worksheets in all subjects!

Members, please  
log in to  
download this  
worksheet.

Not a member?  
Please sign up to  
gain complete  
access.

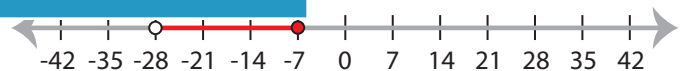
[www.mathworksheets4kids.com](http://www.mathworksheets4kids.com)



7)  $40 \geq x \geq -50$



-28



9)  $x < -5$  or  $x > 0$



10)  $1 < x < 4$

