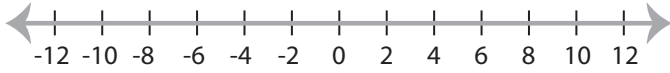


Graphing Compound Inequalities

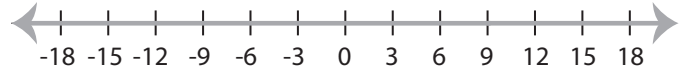
ES3

Graph the compound inequalities.

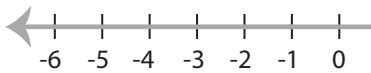
1) $x \leq 8$ and $x > -2$



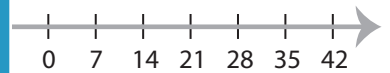
2) $-3 < x < 9$



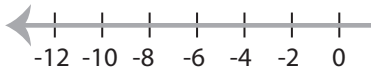
3) $1 \geq x \geq -1$



5



5) $x > 0$ and $x < 6$



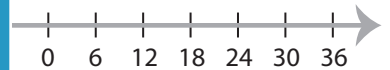
PREVIEW

Gain complete access to the largest
collection of worksheets in all subjects!

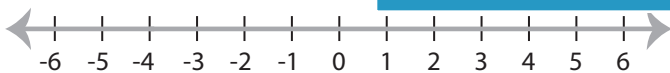
Members, please
log in to
download this
worksheet.

Not a member?
Please sign up to
gain complete
access.

www.mathworksheets4kids.com



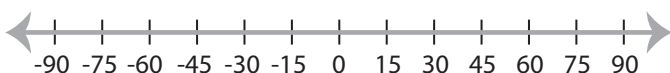
7) $-4 \leq x < 5$



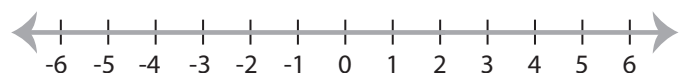
-16



9) $x < 60$ and $x \geq -45$



10) $2 > x > -5$

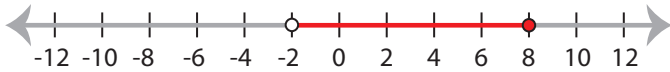


Graphing Compound Inequalities

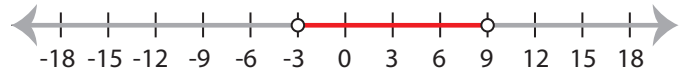
ES3

Graph the compound inequalities.

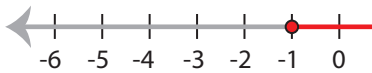
1) $x \leq 8$ and $x > -2$



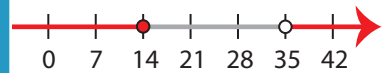
2) $-3 < x < 9$



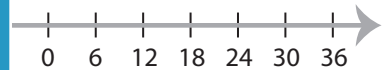
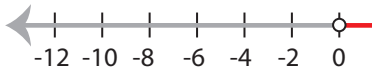
3) $1 \geq x \geq -1$



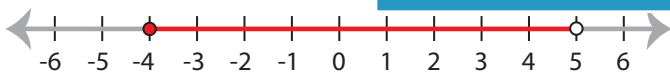
5) $x > 14$ and $x < 35$



5) $x > 0$ and $x < 6$



7) $-4 \leq x < 5$



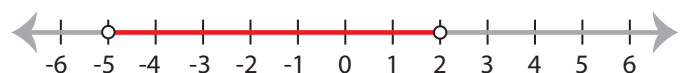
-16) $x < -16$ and $x > -24$



9) $x < 60$ and $x \geq -45$



10) $2 > x > -5$



PREVIEW

Gain complete access to the largest
collection of worksheets in all subjects!

Members, please
log in to
download this
worksheet.

Not a member?
Please sign up to
gain complete
access.

www.mathworksheets4kids.com