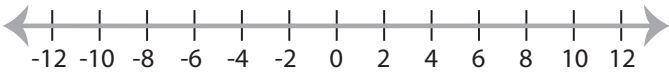


Graphing Inequalities

ES2

Graph the inequality :

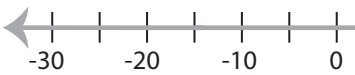
1) $x < -8$



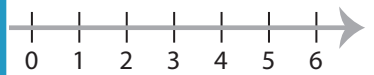
2) $x \leq 14$



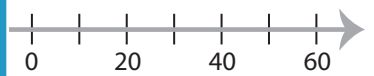
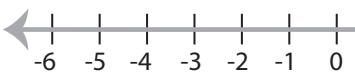
3) $x > 10$



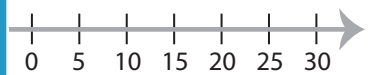
4) $x \geq -3$



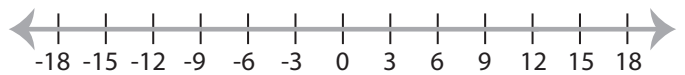
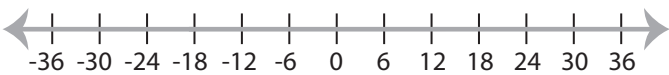
5) $x \leq -4$



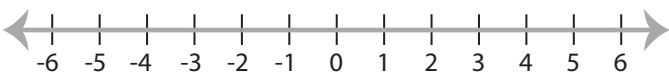
7) $x < -2$



9) $x \geq -18$



11) $x < -2$



12) $x \geq 4$



PREVIEW

Access the largest collection of
worksheets for just **\$19.95** per year!

Members, please
log in to
download this
worksheet.

Log in

Not a member?
Please sign up to
gain complete
access.

Sign up

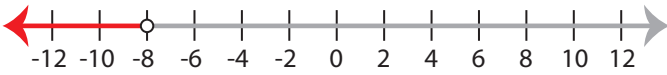
www.mathworksheets4kids.com

Graphing Inequalities

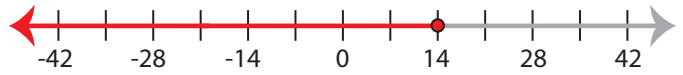
ES2

Graph the inequality :

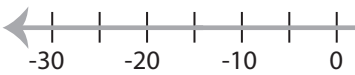
1) $x < -8$



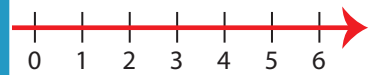
2) $x \leq 14$



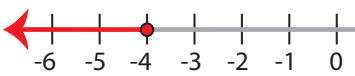
3) $x > 10$



4) $x \geq -3$

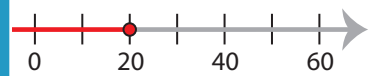


5) $x \leq -4$



PREVIEW

Access the largest collection of
worksheets for just **\$19.95** per year!



7) $x < -2$

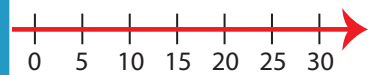


Members, please
log in to
download this
worksheet.

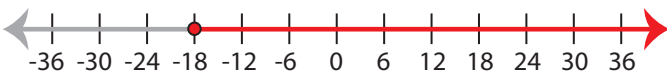
Log in

Not a member?
Please sign up to
gain complete
access.

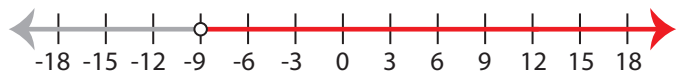
Sign up



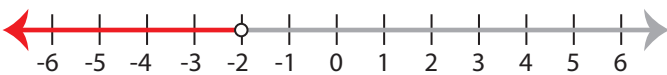
9) $x \geq -18$



www.mathworksheets4kids.com



11) $x < -2$



12) $x \geq 4$

