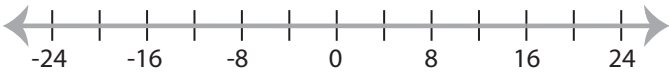


Graphing Inequalities

ES3

Graph the inequality :

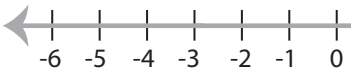
1) $x > 16$



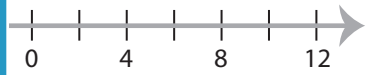
2) $x \leq 1$



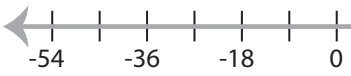
3) $x \geq 2$



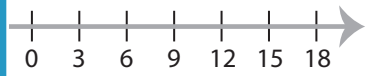
4) $x < -4$



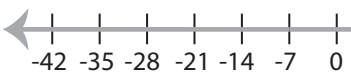
5) $x < 18$



PREVIEW
Gain complete access to the largest
collection of worksheets in all subjects!

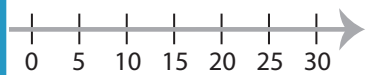


7) $x > -7$

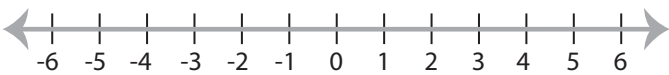


Members, please
log in to
download this
worksheet.

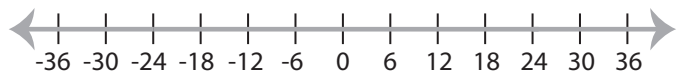
Not a member?
Please sign up to
gain complete
access.



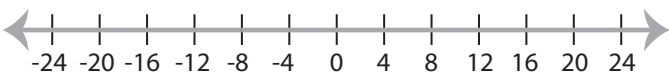
9) $x \leq -1$



www.mathworksheets4kids.com



11) $x < -8$



12) $x > 3$

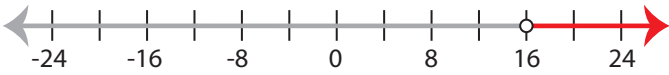


Graphing Inequalities

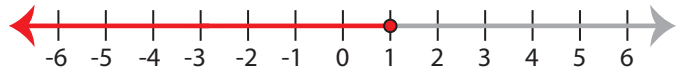
ES3

Graph the inequality :

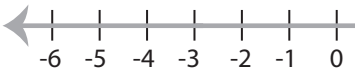
1) $x > 16$



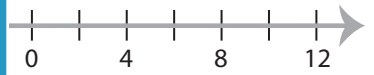
2) $x \leq 1$



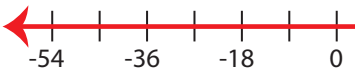
3) $x \geq 2$



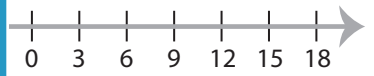
4) $x < -4$



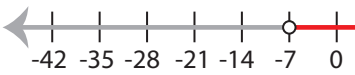
5) $x < 18$



PREVIEW
Gain complete access to the largest
collection of worksheets in all subjects!

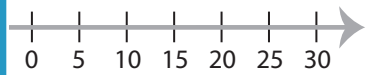


7) $x > -7$

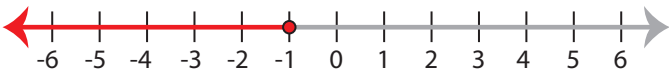


Members, please
log in to
download this
worksheet.

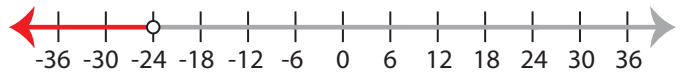
Not a member?
Please sign up to
gain complete
access.



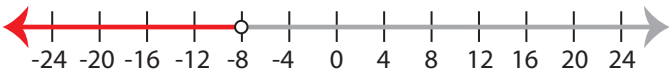
9) $x \leq -1$



www.mathworksheets4kids.com



11) $x < -8$



12) $x > 3$

