

Graphing Inequalities

MS1

Graph the inequality :

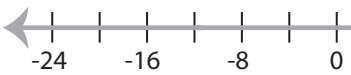
1) $x > -11$



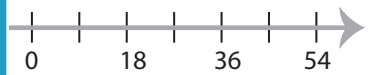
2) $x < 15$



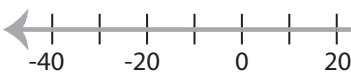
3) $x \leq 12$



4) $x \geq -27$

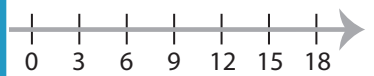


5) $x \geq 20$

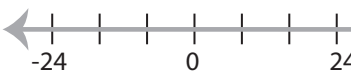


PREVIEW

Access the largest collection of
worksheets for just **\$19.95** per year!



7) $x > 40$

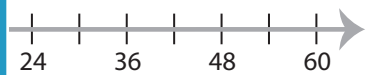


Members, please
log in to
download this
worksheet.

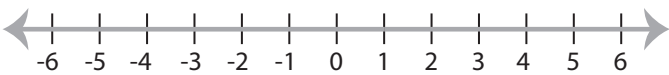
Log in

Not a member?
Please sign up to
gain complete
access.

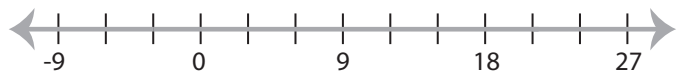
Sign up



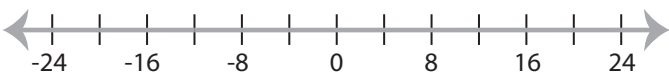
9) $x \geq 1$



www.mathworksheets4kids.com



11) $x < -12$



12) $x \leq 3$



Graphing Inequalities

MS1

Graph the inequality :

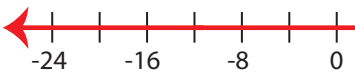
1) $x > -11$



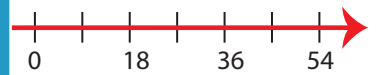
2) $x < 15$



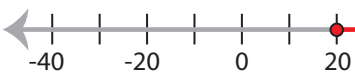
3) $x \leq 12$



4) $x \geq -27$



5) $x \geq 20$

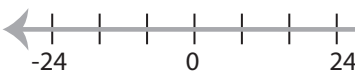


PREVIEW

Access the largest collection of
worksheets for just **\$19.95** per year!



7) $x > 40$



Members, please
log in to
download this
worksheet.

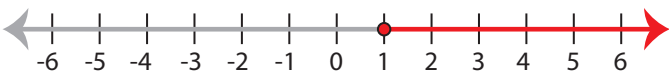
Log in

Not a member?
Please sign up to
gain complete
access.

Sign up



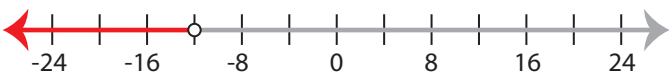
9) $x \geq 1$



www.mathworksheets4kids.com



11) $x < -12$



12) $x \leq 3$

