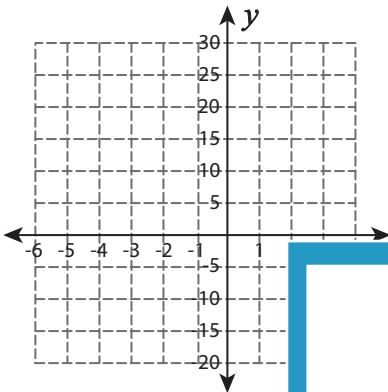


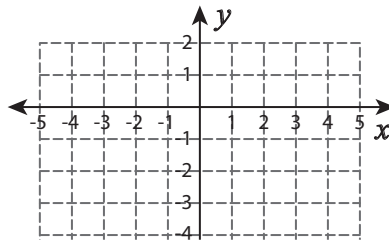
# Graphing Linear Inequalities

Sketch the graph of each linear inequality.

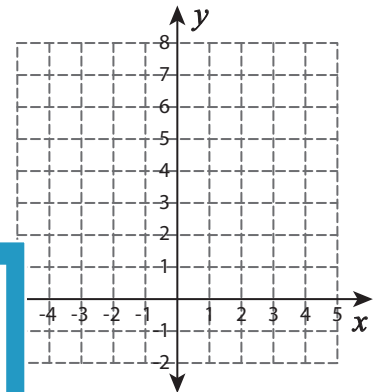
1)  $y \leq 5$



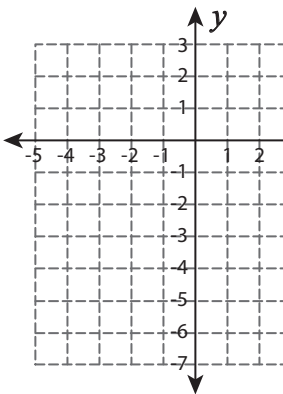
2)  $y \geq x - 7$



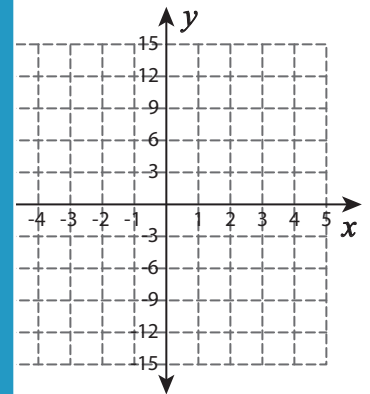
3)  $y < 1 + 6x$



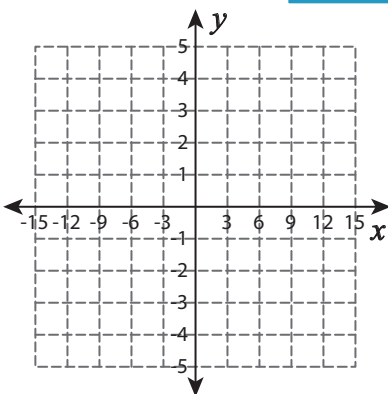
4)  $y < -3 - 2x$



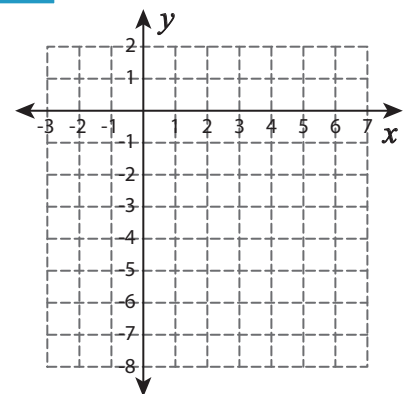
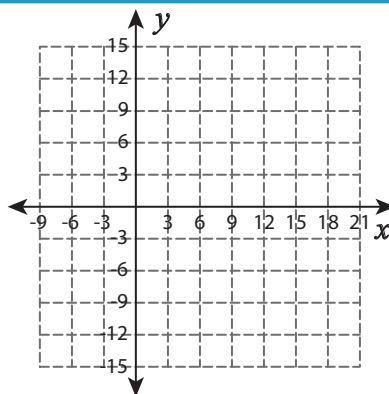
$\geq -3x + 6$



7)  $y \leq -x$



$< -\frac{2}{3}x - 1$



## PREVIEW

Gain complete access to the largest collection of worksheets in all subjects!

Members, please log in to download this worksheet.

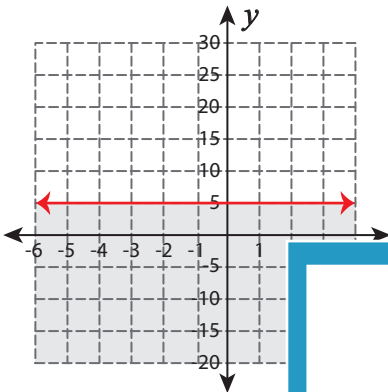
Not a member? Please sign up to gain complete access.

[www.mathworksheets4kids.com](http://www.mathworksheets4kids.com)

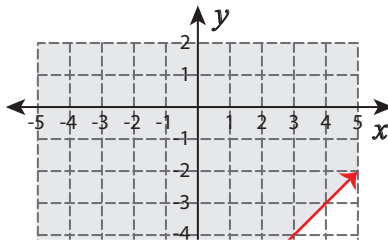
# Graphing Linear Inequalities

Sketch the graph of each linear inequality.

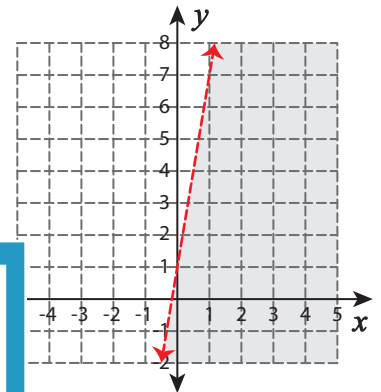
1)  $y \leq 5$



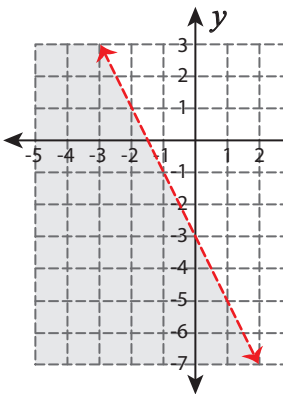
2)  $y \geq x - 7$



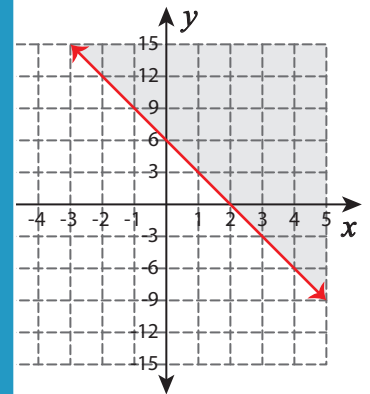
3)  $y < 1 + 6x$



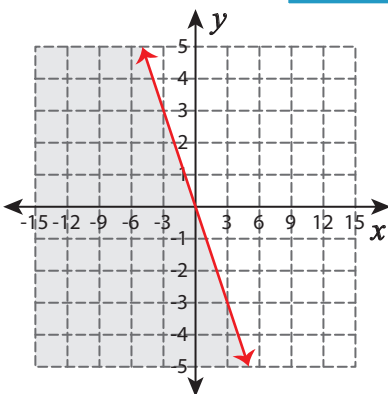
4)  $y < -3 - 2x$



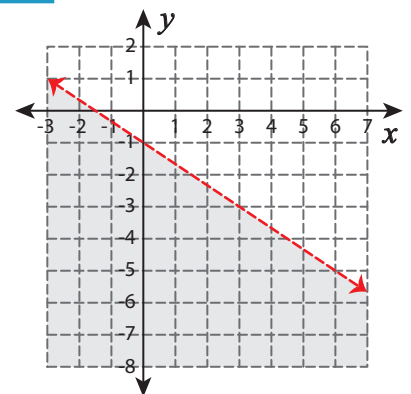
$y \geq -3x + 6$



7)  $y \leq -x$



$y < -\frac{2}{3}x - 1$



## PREVIEW

Gain complete access to the largest collection of worksheets in all subjects!

Members, please log in to download this worksheet.

Not a member? Please sign up to gain complete access.

[www.mathworksheets4kids.com](http://www.mathworksheets4kids.com)