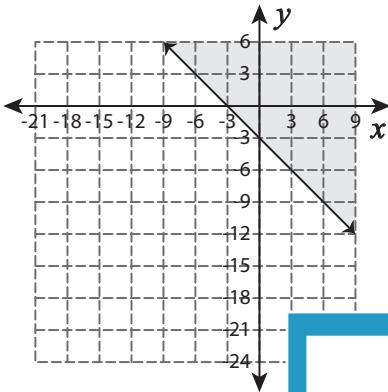


# Linear Inequalities

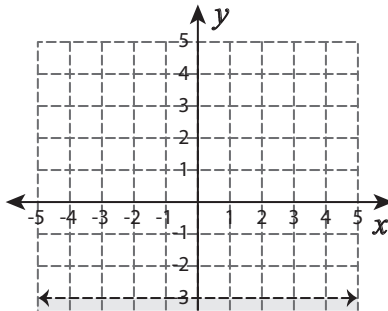
Write the linear inequality that represents the graph.

1)

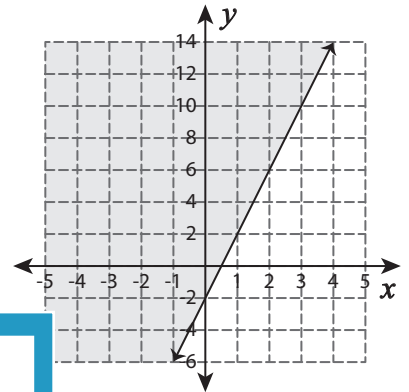


\_\_\_\_\_

2)

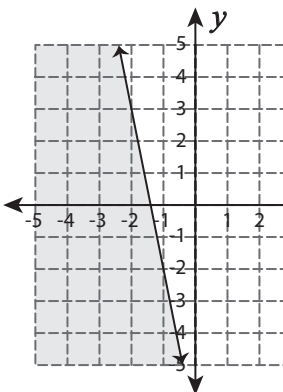


3)

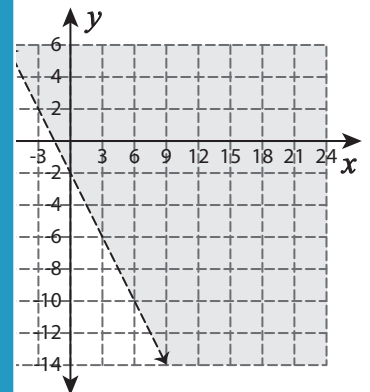


\_\_\_\_\_

4)



\_\_\_\_\_



\_\_\_\_\_

## PREVIEW

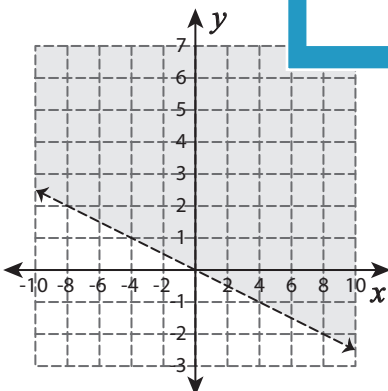
Gain complete access to the largest collection of worksheets in all subjects!

Members, please log in to download this worksheet.

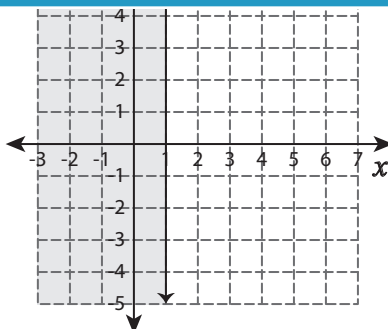
Not a member? Please sign up to gain complete access.

[www.mathworksheets4kids.com](http://www.mathworksheets4kids.com)

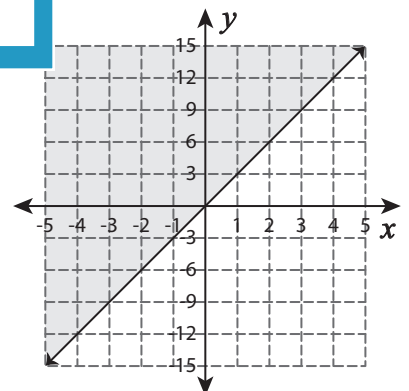
7)



\_\_\_\_\_



\_\_\_\_\_

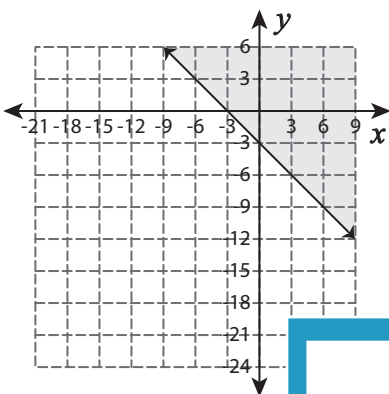


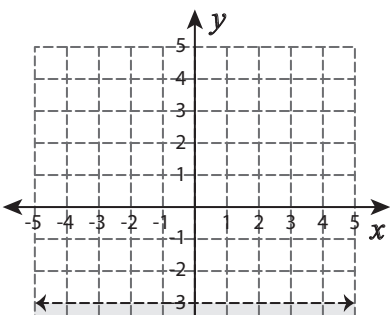
\_\_\_\_\_

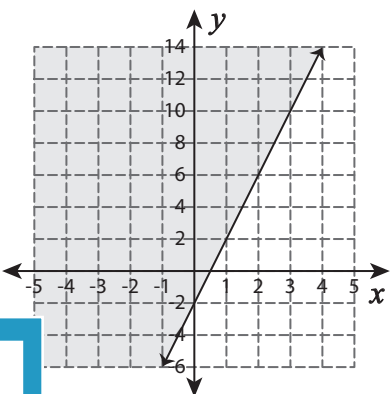
**Linear Inequalities**

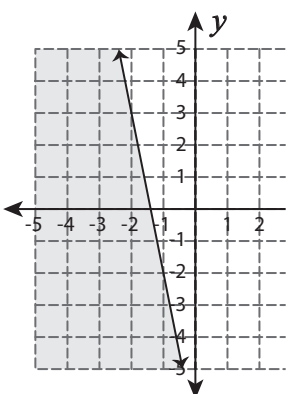
L2S3

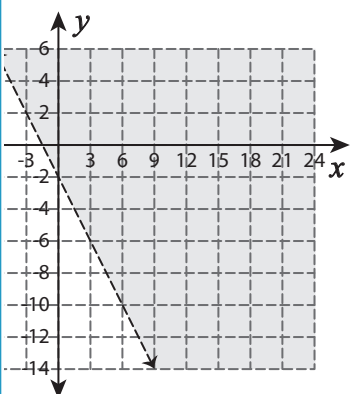
Write the linear inequality that represents the graph.

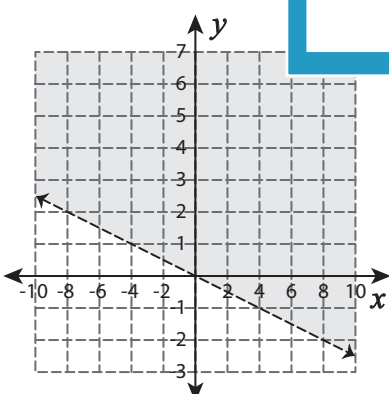
1)   $y \geq -x - 3$

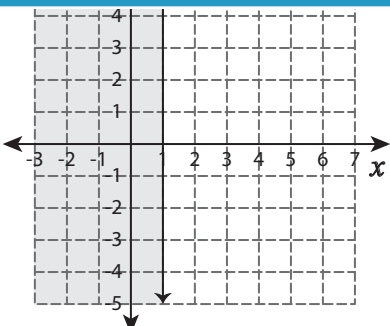
2)   $x \leq 1$

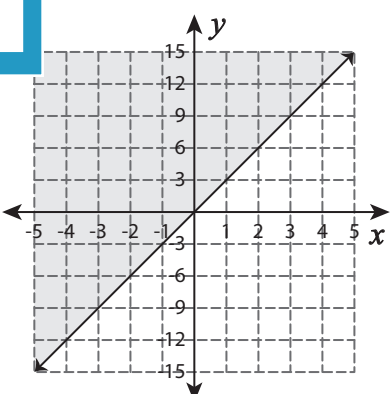
3)   $y \geq 4x - 2$

4)   $y \leq -5x - 7$

5)   $y > -\frac{4}{3}x - 2$

7)   $y > -\frac{1}{4}x$

8)   $x \leq 1$

9)   $y \geq 3x$

**PREVIEW**

Gain complete access to the largest collection of worksheets in all subjects!

Members, please log in to download this worksheet.

Not a member? Please sign up to gain complete access.

[www.mathworksheets4kids.com](http://www.mathworksheets4kids.com)