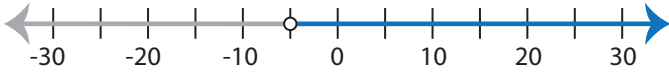


Identifying Inequalities

MS3

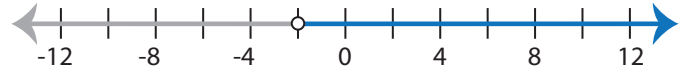
Choose the correct inequality that best describes each graph.

1)



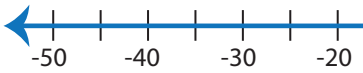
- a) $-7 < x - 2$ b) $x - 7 \leq -2$
 c) $x - 7 \geq -2$ d) $-7 > x - 2$

2)



- a) $8x \geq -16$ b) $8x \leq -16$
 c) $16 < -8x$ d) $16 > -8x$

3)



- a) $\frac{x}{5} < -3$
 c) $\frac{x}{5} > -3$

PREVIEW

Gain complete access to the largest
collection of worksheets in all subjects!

Members, please
log in to
download this
worksheet.

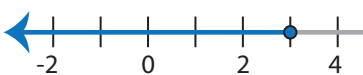
Not a member?
Please sign up to
gain complete
access.

www.mathworksheets4kids.com



- b) $x + 10 \leq -4$
 d) $-10 > x + 4$

5)

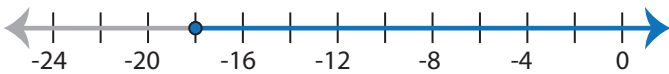


- a) $9x \geq 27$
 c) $27 > 9x$



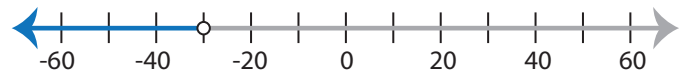
- b) $x - 14 \leq -12$
 d) $-14 < x - 12$

7)



- a) $1 \leq 19 + x$ b) $19 + x > 1$
 c) $19 + x < 1$ d) $19 \geq 1 + x$

8)



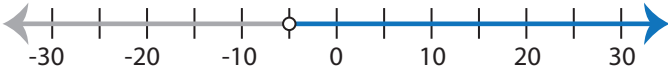
- a) $\frac{x}{6} \leq -5$ b) $-5 < \frac{x}{6}$
 c) $-5 > \frac{x}{6}$ d) $\frac{x}{6} \geq -5$

Identifying Inequalities

MS3

Choose the correct inequality that best describes each graph.

1)



a) $-7 < x - 2$

b) $x - 7 \leq -2$

c) $x - 7 \geq -2$

d) $-7 > x - 2$

2)



a) $8x \geq -16$

b) $8x \leq -16$

c) $16 < -8x$

d) $16 > -8x$

3)



a) $\frac{x}{5} < -3$

c) $\frac{x}{5} > -3$

PREVIEW

Gain complete access to the largest
collection of worksheets in all subjects!

Members, please
log in to
download this
worksheet.

Not a member?
Please sign up to
gain complete
access.

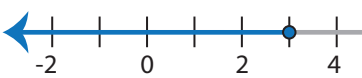
www.mathworksheets4kids.com



b) $x + 10 \leq -4$

d) $-10 > x + 4$

5)



a) $9x \geq 27$

c) $27 > 9x$



b) $x - 14 \leq -12$

d) $-14 < x - 12$

7)



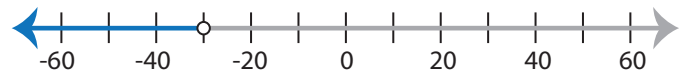
a) $1 \leq 19 + x$

b) $19 + x > 1$

c) $19 + x < 1$

d) $19 \geq 1 + x$

8)



a) $\frac{x}{6} \leq -5$

b) $-5 < \frac{x}{6}$

c) $-5 > \frac{x}{6}$

d) $\frac{x}{6} \geq -5$