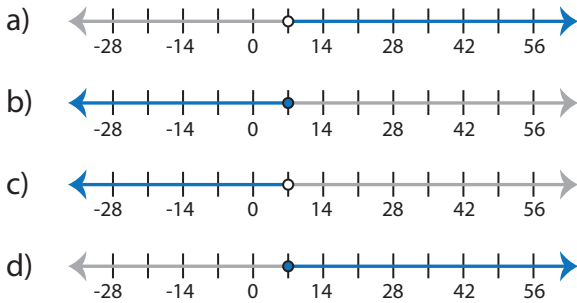


Identifying Graphs

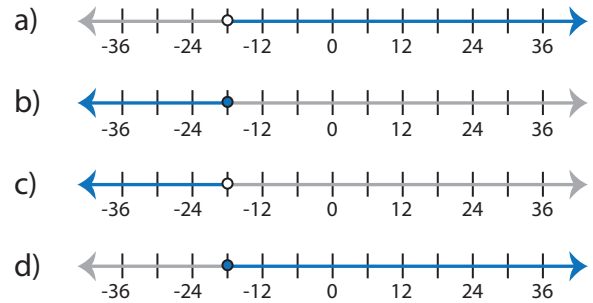
MS3

Choose the correct graph that best describes the solution for each inequality.

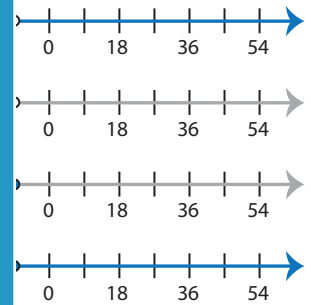
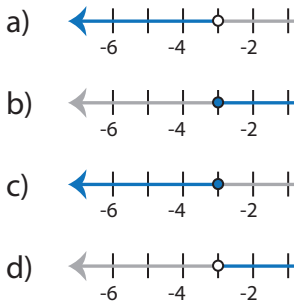
1) $-8 \geq x - 15$



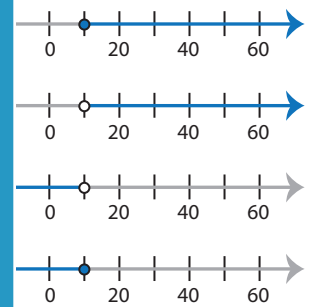
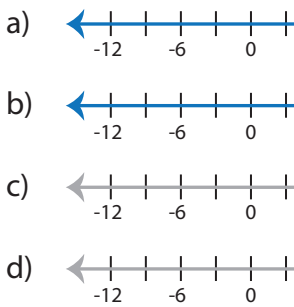
2) $-2 > \frac{x}{9}$



3) $10 + x < 7$



5) $\frac{x}{3} \leq 5$



PREVIEW

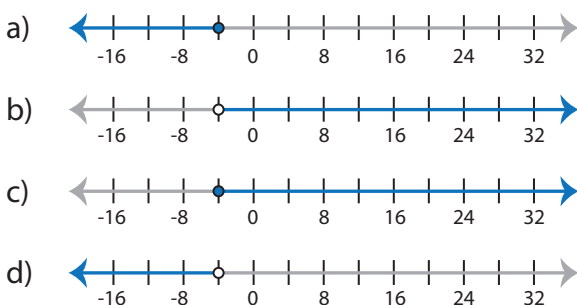
Gain complete access to the largest collection of worksheets in all subjects!

Members, please log in to download this worksheet.

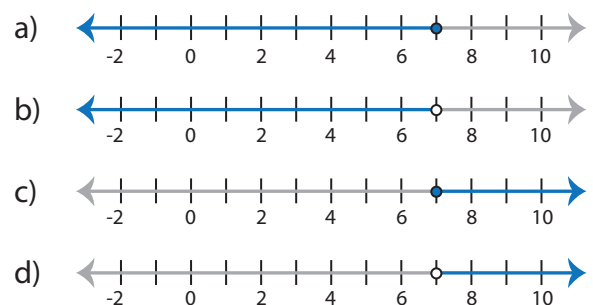
Not a member? Please sign up to gain complete access.

www.mathworksheets4kids.com

7) $6x < -24$



8) $-4 > x - 11$



Identifying Graphs

MS3

Choose the correct graph that best describes the solution for each inequality.

1) $-8 \geq x - 15$

- a)
- b)
- c)
- d)

2) $-2 > \frac{x}{9}$

- a)
- b)
- c)
- d)

3) $10 + x < 7$

- a)
- b)
- c)
- d)

-
-
-
-

5) $\frac{x}{3} \leq 5$

- a)
- b)
- c)
- d)

-
-
-
-

PREVIEW

Gain complete access to the largest collection of worksheets in all subjects!

Members, please log in to download this worksheet.

Not a member? Please sign up to gain complete access.

www.mathworksheets4kids.com

7) $6x < -24$

- a)
- b)
- c)
- d)

8) $-4 > x - 11$

- a)
- b)
- c)
- d)