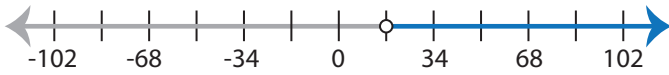


Identifying Inequalities

MS5

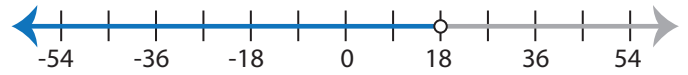
Choose the correct inequality that best describes each graph.

1)



- a) $30 < 3x - 21$ b) $30 < 3x + 21$
 c) $30 > 3x + 21$ d) $30 > 3x - 21$

2)



- a) $\frac{x}{6} + 4 < 1$ b) $4 < \frac{x}{6} + 1$
 c) $\frac{x}{6} - 4 > 1$ d) $4 > \frac{x}{6} + 1$

3)



- a) $-5x + 19 \leq 9$
 c) $-5x + 19 > 9$



- b) $x + 20 \leq -6x$
 d) $-6x + 20 \leq x$

PREVIEW

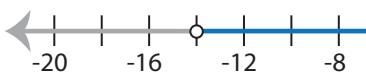
Gain complete access to the largest
collection of worksheets in all subjects!

Members, please
log in to
download this
worksheet.

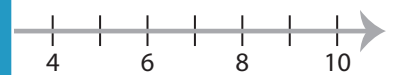
Not a member?
Please sign up to
gain complete
access.

www.mathworksheets4kids.com

5)

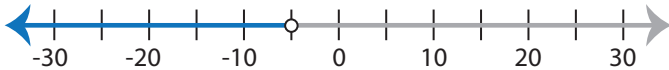


- a) $14 < \frac{x}{2} + 7$
 c) $7 > 14 + \frac{x}{2}$



- b) $-11 \leq 8x - 3$
 d) $11 \leq 8x - 3$

7)



- a) $-9x + 15 \leq -6x$ b) $-9x + 15 < -6x$
 c) $-9x - 15 > -6x$ d) $-9x - 15 \geq -6x$

8)



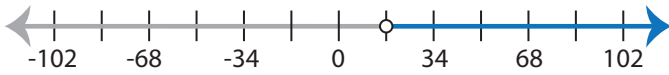
- a) $2 \geq \frac{x+1}{8}$ b) $-2 \leq \frac{x+1}{8}$
 c) $2 \leq \frac{x+1}{8}$ d) $-2 \geq \frac{x+1}{8}$

Identifying Inequalities

MS5

Choose the correct inequality that best describes each graph.

1)



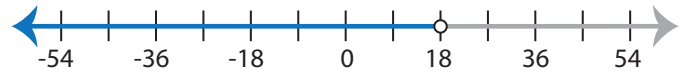
a) $30 < 3x - 21$

b) $30 < 3x + 21$

c) $30 > 3x + 21$

d) $30 > 3x - 21$

2)



a) $\frac{x}{6} + 4 < 1$

b) $4 < \frac{x}{6} + 1$

c) $\frac{x}{6} - 4 > 1$

d) $4 > \frac{x}{6} + 1$

3)



a) $-5x + 19 \leq 9$

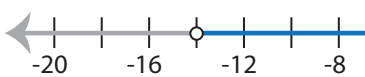
c) $-5x + 19 > 9$



b) $x + 20 \leq -6x$

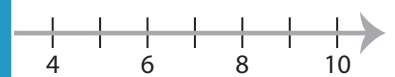
d) $-6x + 20 \leq x$

5)



a) $14 < \frac{x}{2} + 7$

c) $7 > 14 + \frac{x}{2}$



b) $-11 \leq 8x - 3$

d) $11 \leq 8x - 3$

PREVIEW

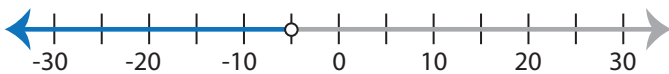
Gain complete access to the largest
collection of worksheets in all subjects!

Members, please
log in to
download this
worksheet.

Not a member?
Please sign up to
gain complete
access.

www.mathworksheets4kids.com

7)



a) $-9x + 15 \leq -6x$

b) $-9x + 15 < -6x$

c) $-9x - 15 > -6x$

d) $-9x - 15 \geq -6x$

8)



a) $2 \geq \frac{x+1}{8}$

b) $-2 \leq \frac{x+1}{8}$

c) $2 \leq \frac{x+1}{8}$

d) $-2 \geq \frac{x+1}{8}$