

# Identifying Graphs

ES2

Choose the correct graph that best describes the solution for each inequality.

1)  $\frac{x-1}{2} \geq 5$

- a)
- b)
- c)
- d)

2)  $18 + 3x < 9$

- a)
- b)
- c)
- d)

3)  $8x - 4 > 12$

- a)
- b)
- c)
- d)

- a)
- b)
- c)
- d)

5)  $4x + 29 \geq 5$

- a)
- b)
- c)
- d)

- a)
- b)
- c)
- d)

# PREVIEW

Gain complete access to the largest collection of worksheets in all subjects!

Members, please log in to download this worksheet.

Not a member? Please sign up to gain complete access.

[www.mathworksheets4kids.com](http://www.mathworksheets4kids.com)

7)  $\frac{x}{3} + 19 > 22$

- a)
- b)
- c)
- d)

8)  $9x - 11 \leq 25$

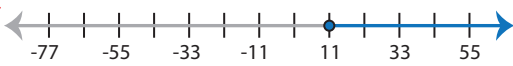
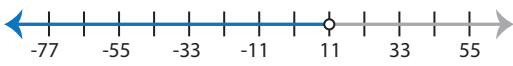
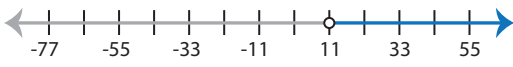
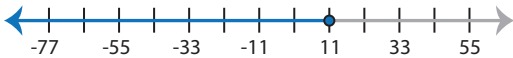
- a)
- b)
- c)
- d)

# Identifying Graphs

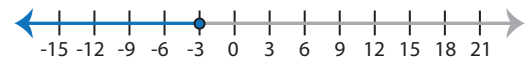
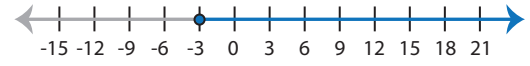
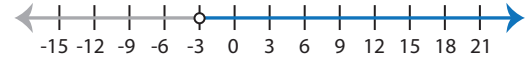
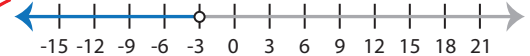
ES2

Choose the correct graph that best describes the solution for each inequality.

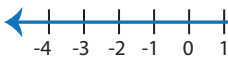
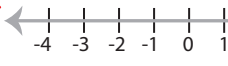
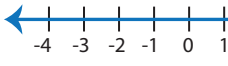
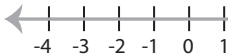
1)  $\frac{x-1}{2} \geq 5$

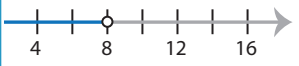
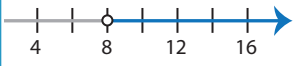
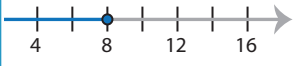
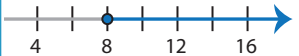
- a) 
- b) 
- c) 
- d) 

2)  $18 + 3x < 9$


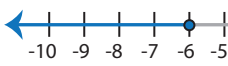
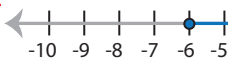

- a) 
- b) 
- c) 
- d) 

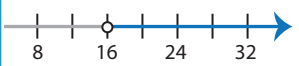
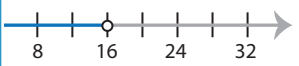
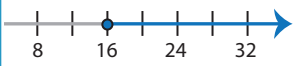
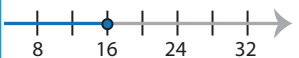
3)  $8x - 4 > 12$

- a) 
- b) 
- c) 
- d) 

- 
- 
- 
- 

5)  $4x + 29 \geq 5$

- a) 
- b) 
- c) 
- d) 

- 
- 
- 
- 

# PREVIEW


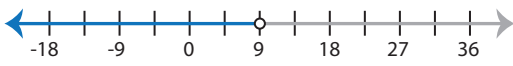


Gain complete access to the largest collection of worksheets in all subjects!

Members, please log in to download this worksheet.




Not a member? Please sign up to gain complete access.

[www.mathworksheets4kids.com](http://www.mathworksheets4kids.com)

7)  $\frac{x}{3} + 19 > 22$

- a) 
- b) 
- c) 
- d) 

8)  $9x - 11 \leq 25$

- a) 
- b) 
- c) 
- d) 