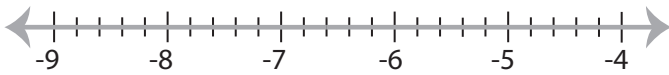


Solving & Graphing Inequalities

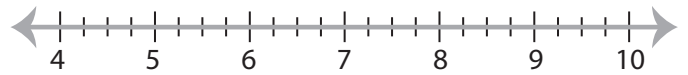
Decimals: S3

Solve each inequality and graph the solution.

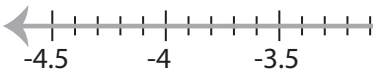
1) $-9 < \frac{x}{5.5} - 7.8$



2) $\frac{x-7}{2.5} > 0.1$



3) $-15.65x - 29.6 \geq -7.6$



PREVIEW

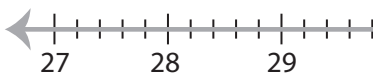
Gain complete access to the largest
collection of worksheets in all subjects!

Members, please
log in to
download this
worksheet.

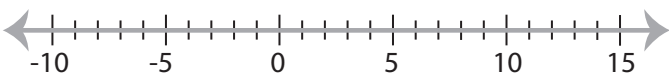
Not a member?
Please sign up to
gain complete
access.

www.mathworksheets4kids.com

5) $2 < \frac{x-5}{12.3}$



7) $-6.8x + 17.5 > -4.3x$



8) $-6.55 \leq \frac{x}{2} - 7.5$



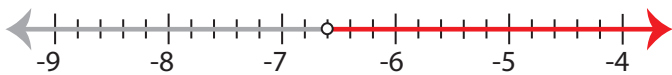
Solving & Graphing Inequalities

Decimals: S3

Solve each inequality and graph the solution.

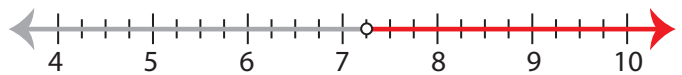
1) $-9 < \frac{x}{5.5} - 7.8$

$x > -6.6$



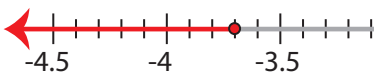
2) $\frac{x-7}{2.5} > 0.1$

$x > 7.25$



3) $-15.65x - 29.6 \geq -7.6$

$x \leq -3.7$



PREVIEW

Gain complete access to the largest
collection of worksheets in all subjects!

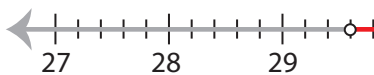
Members, please
log in to
download this
worksheet.

Not a member?
Please sign up to
gain complete
access.

www.mathworksheets4kids.com

5) $2 < \frac{x-5}{12.3}$

$x > 29.6$



7) $-6.8x + 17.5 > -4.3x$

$x < 7$



8) $-6.55 \leq \frac{x}{2} - 7.5$

$x \geq 1.9$

