

Name : _____

Score : _____

Writing Inequalities

ES1

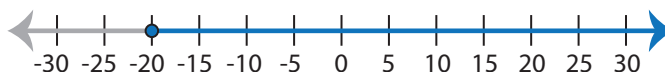
Write the inequality that best describes each graph :

1)



Inequality : _____

2)



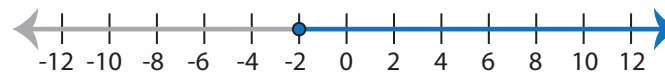
Inequality : _____

3)



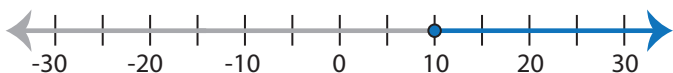
Inequality : _____

4)



Inequality : _____

5)



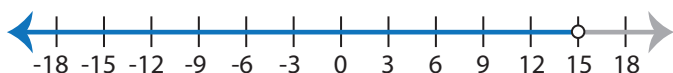
Inequality : _____

6)



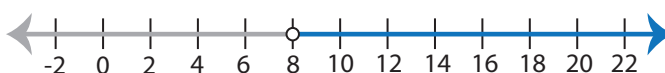
Inequality : _____

7)



Inequality : _____

8)



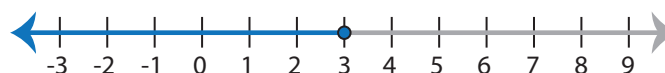
Inequality : _____

9)



Inequality : _____

10)



Inequality : _____

Name : _____

Answer key

Score : _____

Writing Inequalities

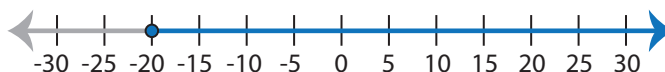
ES1

Write the inequality that best describes each graph :

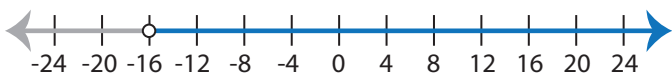
1)

Inequality : $x \leq 4$

2)

Inequality : $x \geq -20$

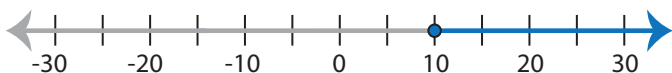
3)

Inequality : $x > -16$

4)

Inequality : $x \geq -2$

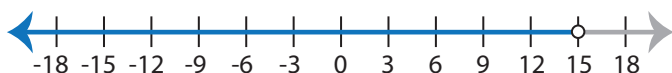
5)

Inequality : $x \geq 10$

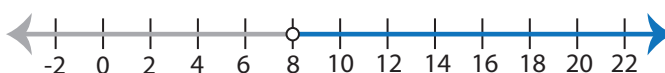
6)

Inequality : $x < 9$

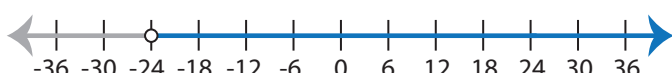
7)

Inequality : $x < 15$

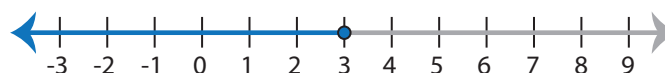
8)

Inequality : $x > 8$

9)

Inequality : $x > -24$

10)

Inequality : $x \leq 3$

Name : _____

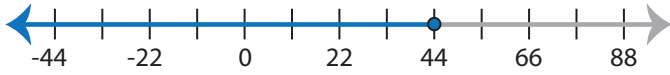
Score : _____

Writing Inequalities

ES2

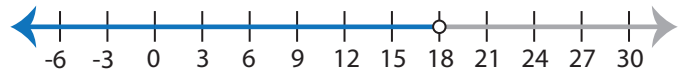
Write the inequality that best describes each graph :

1)



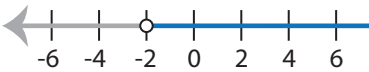
Inequality : _____

2)

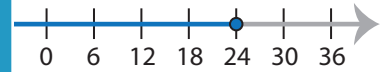


Inequality : _____

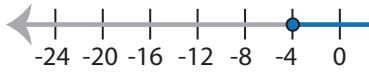
3)



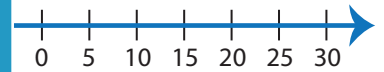
Inequality : _____



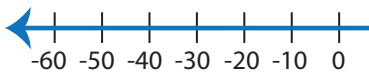
5)



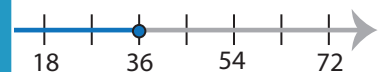
Inequality : _____



7)

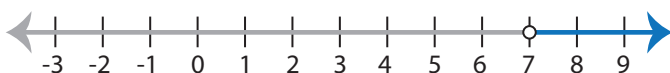


Inequality : _____



Inequality : _____

9)



Inequality : _____

10)



Inequality : _____

PREVIEW

Access the largest collection of
worksheets for just **\$19.95** per year!

Members, please
log in to
download this
worksheet.

Log in

Not a member?
Please sign up to
gain complete
access.

Sign up

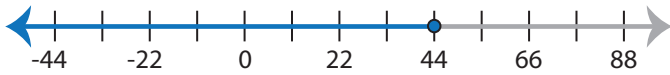
www.mathworksheets4kids.com

Writing Inequalities

ES2

Write the inequality that best describes each graph :

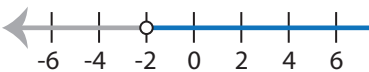
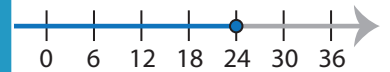
1)

Inequality : $x \leq 44$

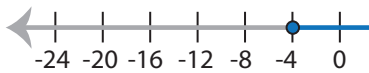
2)

Inequality : $x < 18$

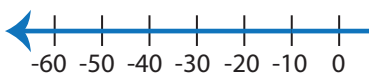
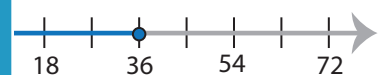
3)

Inequality : $x > -2$ Inequality : $x \leq 24$

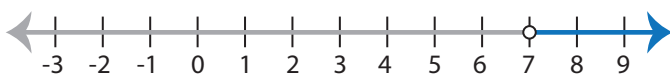
5)

Inequality : $x \geq -4$ Inequality : $x \leq 15$

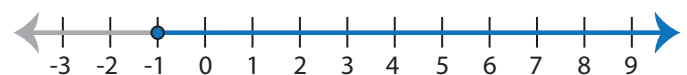
7)

Inequality : $x < -30$ Inequality : $x \leq 36$

9)

Inequality : $x > 7$

10)

Inequality : $x \geq -1$

PREVIEW

Access the largest collection of
worksheets for just **\$19.95** per year!

Members, please
log in to
download this
worksheet.

Log in

Not a member?
Please sign up to
gain complete
access.

Sign up

www.mathworksheets4kids.com

Name : _____

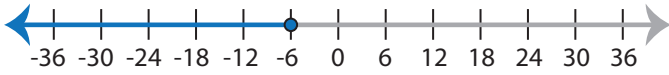
Score : _____

Writing Inequalities

ES3

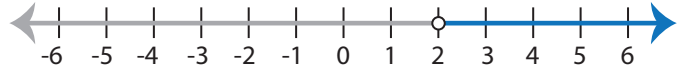
Write the inequality that best describes each graph :

1)



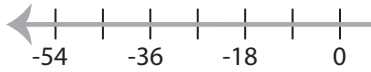
Inequality : _____

2)

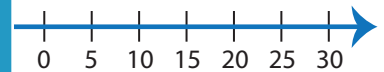


Inequality : _____

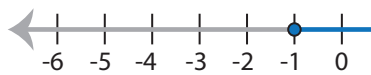
3)



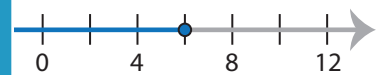
Inequality : _____



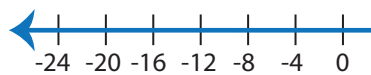
5)



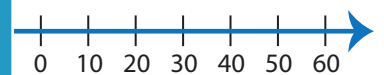
Inequality : _____



7)

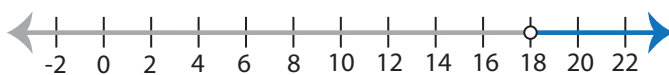


Inequality : _____



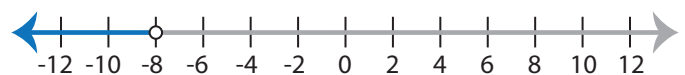
Inequality : _____

9)



Inequality : _____

10)



Inequality : _____

PREVIEW

Access the largest collection of
worksheets for just **\$19.95** per year!

Members, please
log in to
download this
worksheet.

Log in

Not a member?
Please sign up to
gain complete
access.

Sign up

www.mathworksheets4kids.com

Writing Inequalities

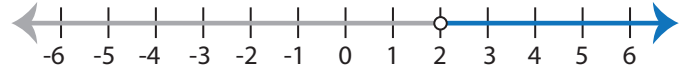
ES3

Write the inequality that best describes each graph :

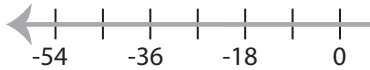
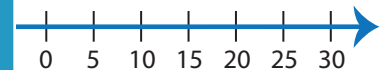
1)

Inequality : $x \leq -6$

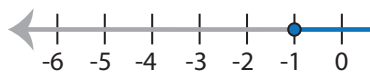
2)

Inequality : $x > 2$

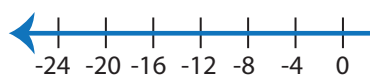
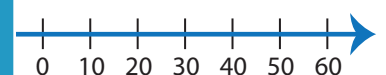
3)

Inequality : $x > -15$ Inequality : $x \geq -15$

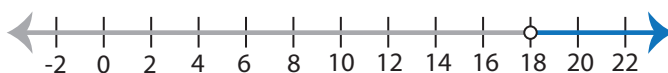
5)

Inequality : $x \geq -1$ Inequality : $x \leq 6$

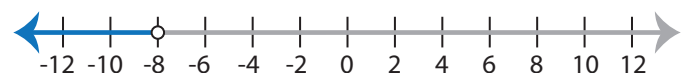
7)

Inequality : $x < -4$ Inequality : $x \geq -30$

9)

Inequality : $x > 18$

10)

Inequality : $x < -8$

PREVIEW

Access the largest collection of
worksheets for just **\$19.95** per year!

Members, please
log in to
download this
worksheet.

Log in

Not a member?
Please sign up to
gain complete
access.

Sign up

www.mathworksheets4kids.com

Name : _____

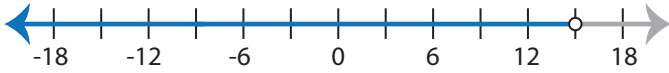
Score : _____

Writing Inequalities

MS1

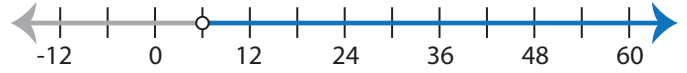
Write the inequality that best describes each graph :

1)



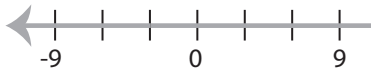
Inequality : _____

2)

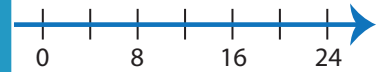


Inequality : _____

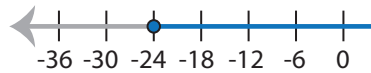
3)



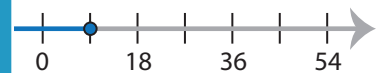
Inequality : _____



5)



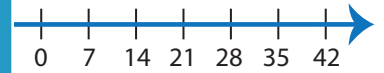
Inequality : _____



7)

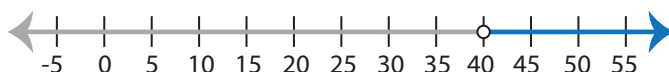


Inequality : _____



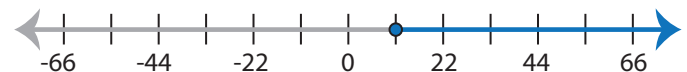
Inequality : _____

9)



Inequality : _____

10)



Inequality : _____

PREVIEW

Access the largest collection of
worksheets for just **\$19.95** per year!

Members, please
log in to
download this
worksheet.

Log in

Not a member?
Please sign up to
gain complete
access.

Sign up

www.mathworksheets4kids.com

Name : _____

Answer key

Score : _____

Writing Inequalities

MS1

Write the inequality that best describes each graph :

1)

Inequality : $x < 15$

2)

Inequality : $x > 6$

3)

Inequality : $x \geq -12$

PREVIEW

Access the largest collection of worksheets for just **\$19.95** per year!

Members, please log in to download this worksheet.

Not a member? Please sign up to gain complete access.

www.mathworksheets4kids.com

Inequality : $x \leq 9$

5)

Inequality : $x \geq -24$

Inequality : $x \leq 7$

7)

Inequality : $x < 15$

Inequality : $x \geq -14$

9)

Inequality : $x > 40$

10)

Inequality : $x \geq 11$

Name : _____

Score : _____

Writing Inequalities

MS2

Write the inequality that best describes each graph :

1)



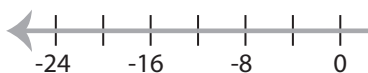
Inequality : _____

2)

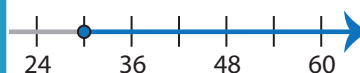


Inequality : _____

3)



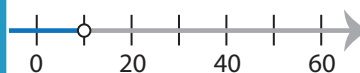
Inequality : _____



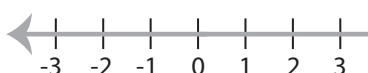
5)



Inequality : _____



7)

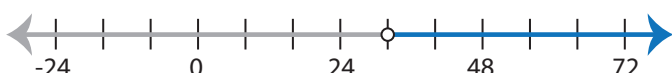


Inequality : _____



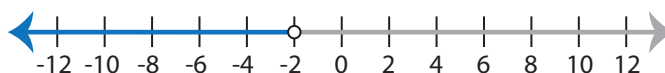
Inequality : _____

9)



Inequality : _____

10)



Inequality : _____

PREVIEW

Access the largest collection of worksheets for just **\$19.95** per year!

Members, please log in to download this worksheet.

Log in

Not a member? Please sign up to gain complete access.

Sign up

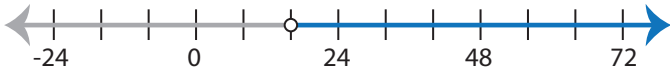
www.mathworksheets4kids.com

Writing Inequalities

MS2

Write the inequality that best describes each graph :

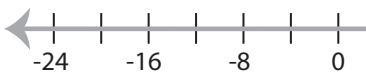
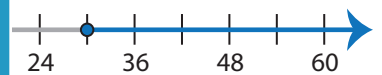
1)

Inequality : $x > 16$

2)

Inequality : $x > -3$

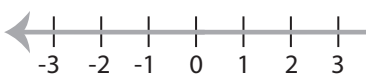
3)

Inequality : $x \geq -4$ Inequality : $x \geq 30$

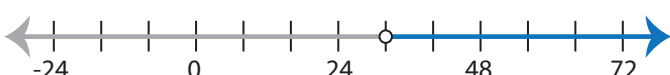
5)

Inequality : $x \leq -18$ Inequality : $x < 10$

7)

Inequality : $x > 0$ Inequality : $x \geq 12$

9)

Inequality : $x > 32$

10)

Inequality : $x < -2$

PREVIEW

Access the largest collection of
worksheets for just **\$19.95** per year!

Members, please
log in to
download this
worksheet.

Log in

Not a member?
Please sign up to
gain complete
access.

Sign up

www.mathworksheets4kids.com

Name : _____

Score : _____

Writing Inequalities

MS3

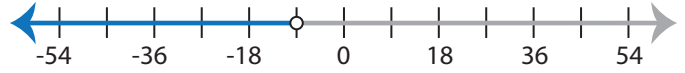
Write the inequality that best describes each graph :

1)



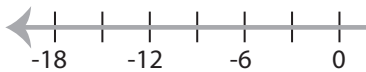
Inequality : _____

2)



Inequality : _____

3)



Inequality : _____



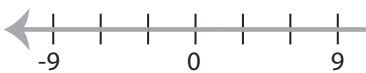
5)



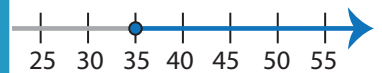
Inequality : _____



7)

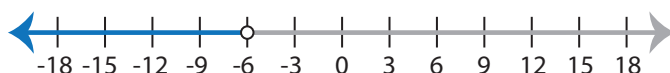


Inequality : _____



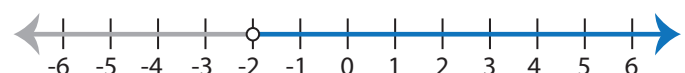
Inequality : _____

9)



Inequality : _____

10)



Inequality : _____

PREVIEW

Access the largest collection of
worksheets for just **\$19.95** per year!

Members, please
log in to
download this
worksheet.

Log in

Not a member?
Please sign up to
gain complete
access.

Sign up

www.mathworksheets4kids.com

Writing Inequalities

MS3

Write the inequality that best describes each graph :

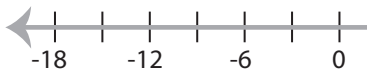
1)

Inequality : $x > 1$

2)

Inequality : $x < -9$

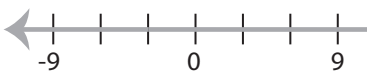
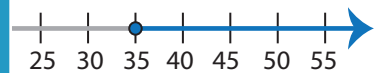
3)

Inequality : $x \geq -6$ Inequality : $x \geq 12$

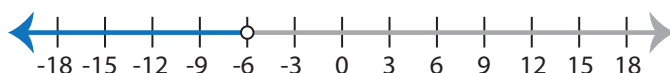
5)

Inequality : $x < 0$ Inequality : $x > -4$

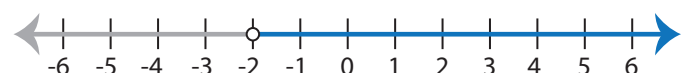
7)

Inequality : $x > 12$ Inequality : $x \geq 35$

9)

Inequality : $x < -6$

10)

Inequality : $x > -2$

PREVIEW

Access the largest collection of
worksheets for just **\$19.95** per year!

Members, please
log in to
download this
worksheet.

Log in

Not a member?
Please sign up to
gain complete
access.

Sign up

www.mathworksheets4kids.com