

Name : _____

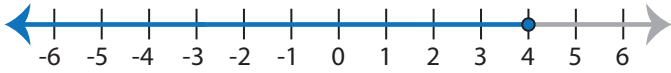
Score : _____

Writing Inequalities

ES1

Write the inequality that best describes each graph :

1)



Inequality : _____

2)



Inequality : _____

3)



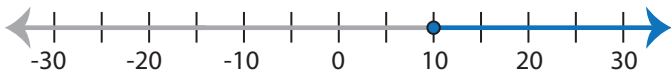
Inequality : _____

4)



Inequality : _____

5)



Inequality : _____

6)



Inequality : _____

7)



Inequality : _____

8)



Inequality : _____

9)



Inequality : _____

10)



Inequality : _____

Name : _____

Answer key

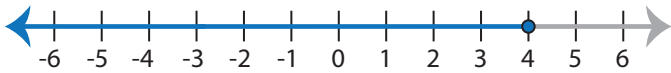
Score : _____

Writing Inequalities

ES1

Write the inequality that best describes each graph :

1)

Inequality : $x \leq 4$

2)

Inequality : $x \geq -20$

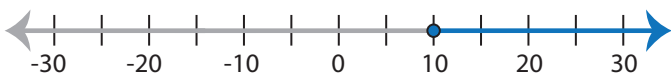
3)

Inequality : $x > -16$

4)

Inequality : $x \geq -2$

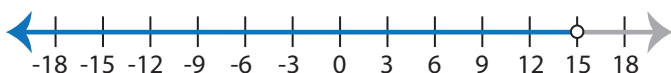
5)

Inequality : $x \geq 10$

6)

Inequality : $x < 9$

7)

Inequality : $x < 15$

8)

Inequality : $x > 8$

9)

Inequality : $x > -24$

10)

Inequality : $x \leq 3$

Name : _____

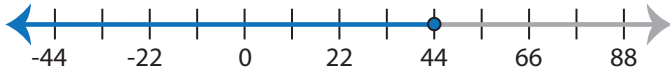
Score : _____

Writing Inequalities

ES2

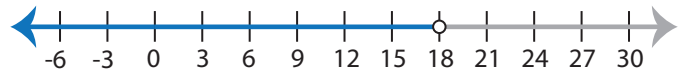
Write the inequality that best describes each graph :

1)



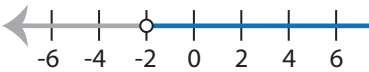
Inequality : _____

2)

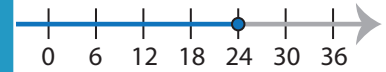


Inequality : _____

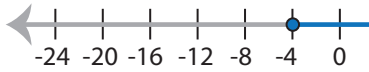
3)



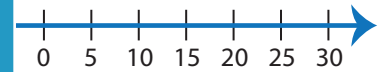
Inequality : _____



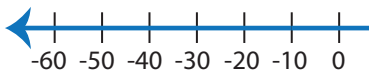
5)



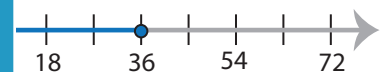
Inequality : _____



7)

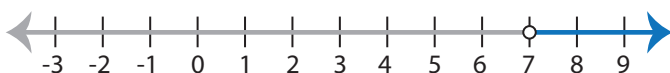


Inequality : _____



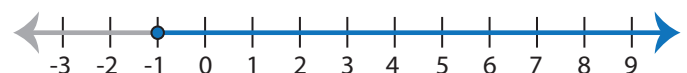
Inequality : _____

9)



Inequality : _____

10)



Inequality : _____

PREVIEW

Access the largest collection of
worksheets for just **\$19.95** per year!

Members, please
log in to
download this
worksheet.

Log in

Not a member?
Please sign up to
gain complete
access.

Sign up

www.mathworksheets4kids.com

Writing Inequalities

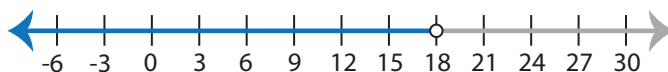
ES2

Write the inequality that best describes each graph :

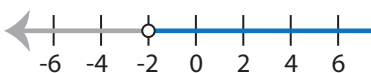
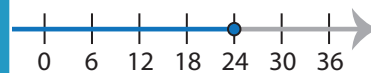
1)

Inequality : $x \leq 44$

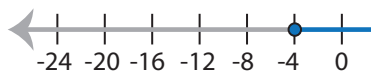
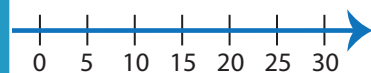
2)

Inequality : $x < 18$

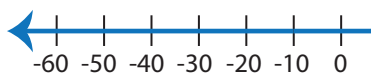
3)

Inequality : $x > -2$ Inequality : $x \leq 24$

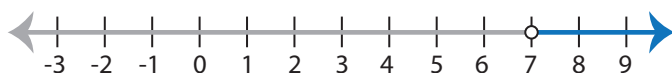
5)

Inequality : $x \geq -4$ Inequality : $x \leq 20$

7)

Inequality : $x < -10$ Inequality : $x \leq 36$

9)

Inequality : $x > 7$

10)

Inequality : $x \geq -1$

PREVIEW

Access the largest collection of
worksheets for just **\$19.95** per year!

Members, please
log in to
download this
worksheet.

Log in

Not a member?
Please sign up to
gain complete
access.

Sign up

www.mathworksheets4kids.com

Name : _____

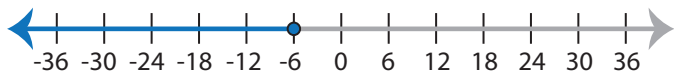
Score : _____

Writing Inequalities

ES3

Write the inequality that best describes each graph :

1)



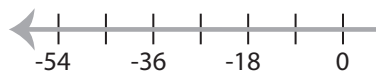
Inequality : _____

2)



Inequality : _____

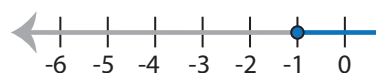
3)



Inequality : _____



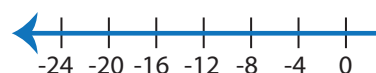
5)



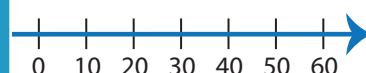
Inequality : _____



7)

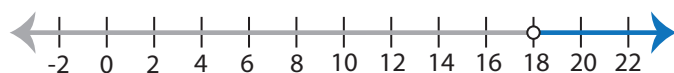


Inequality : _____



Inequality : _____

9)



Inequality : _____

10)



Inequality : _____

PREVIEW

Access the largest collection of
worksheets for just **\$19.95** per year!

Members, please
log in to
download this
worksheet.

Log in

Not a member?
Please sign up to
gain complete
access.

Sign up

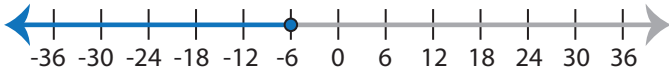
www.mathworksheets4kids.com

Writing Inequalities

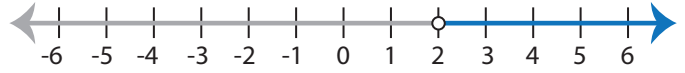
ES3

Write the inequality that best describes each graph :

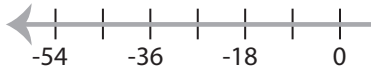
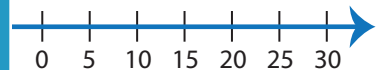
1)

Inequality : $x \leq -6$

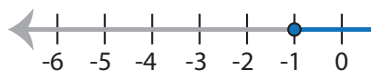
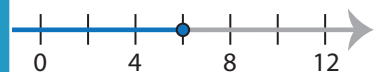
2)

Inequality : $x > 2$

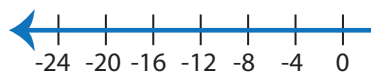
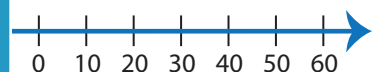
3)

Inequality : $x > -15$ Inequality : $x \geq -15$

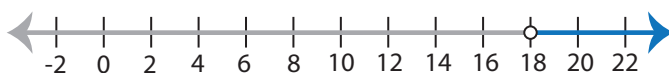
5)

Inequality : $x \geq -1$ Inequality : $x \leq 6$

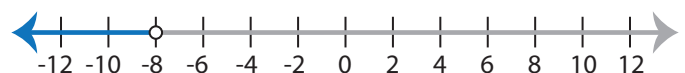
7)

Inequality : $x < -4$ Inequality : $x \geq -30$

9)

Inequality : $x > 18$

10)

Inequality : $x < -8$

PREVIEW

Access the largest collection of
worksheets for just **\$19.95** per year!

Members, please
log in to
download this
worksheet.

Log in

Not a member?
Please sign up to
gain complete
access.

Sign up

www.mathworksheets4kids.com