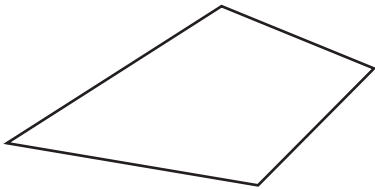


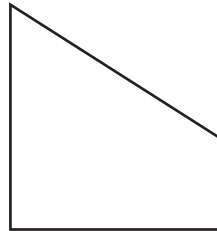
Kite

State whether each quadrilateral is a kite.

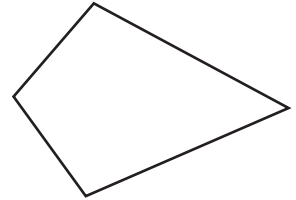
1)



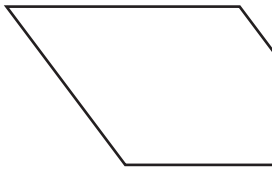
2)



3)



4)



PREVIEW

Gain complete access to the largest collection of worksheets in all subjects!

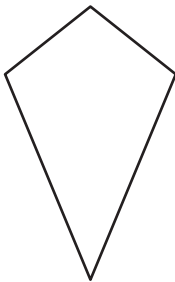
Members, please log in to download this worksheet.

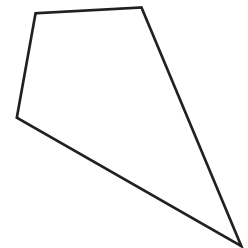
Not a member? Please sign up to gain complete access.

www.mathworksheets4kids.com

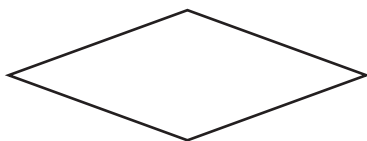


7)

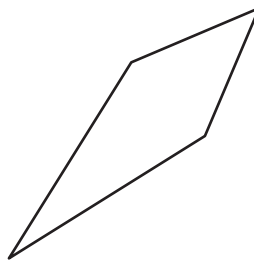





10)



11)



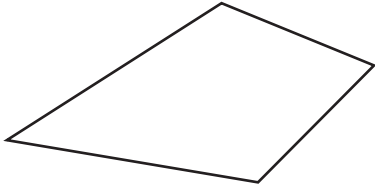
12)



Kite

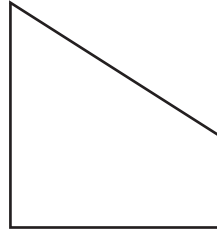
State whether each quadrilateral is a kite.

1)



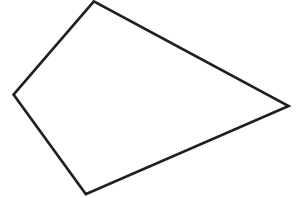
kite

2)



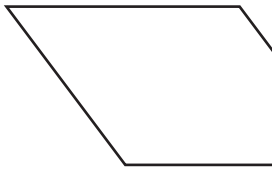
not a kite

3)



kite

4)



not a kite

PREVIEW

Gain complete access to the largest collection of worksheets in all subjects!

Members, please log in to download this worksheet.

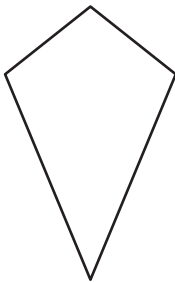
Not a member? Please sign up to gain complete access.

www.mathworksheets4kids.com

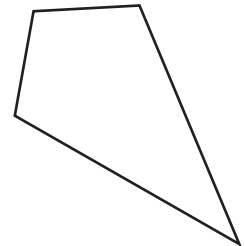


not a kite

7)

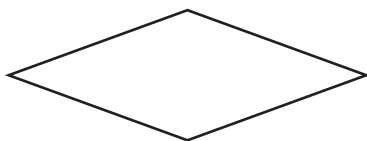


kite



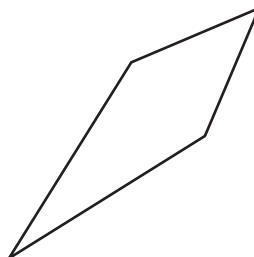
kite

10)




not a kite

11)



kite

12)



not a kite