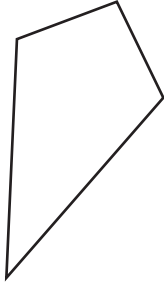
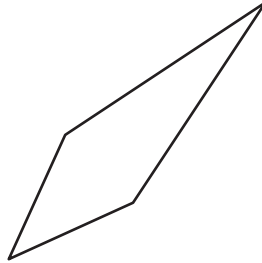


State whether each quadrilateral is a kite.

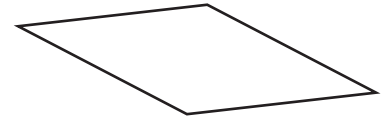
1)



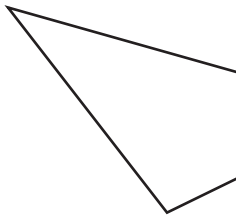
2)



3)



4)



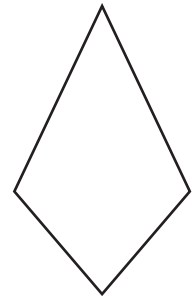
PREVIEW

Gain complete access to the largest collection of worksheets in all subjects!

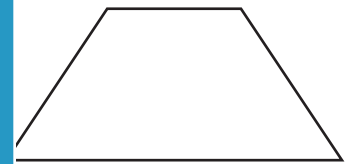
Members, please log in to download this worksheet.

Not a member? Please sign up to gain complete access.

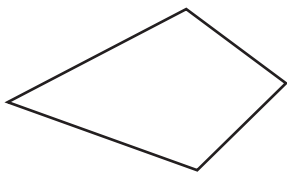
www.mathworksheets4kids.com



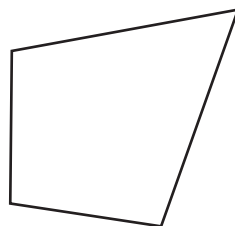
7)



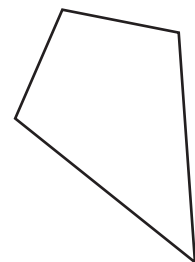
10)



11)



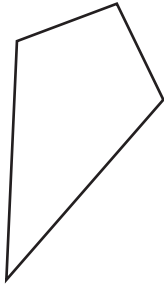
12)



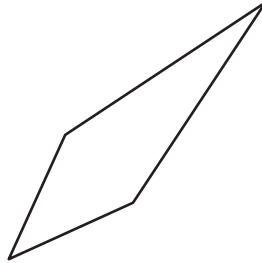
Kite

State whether each quadrilateral is a kite.

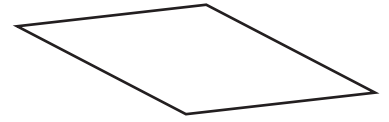
1)

**kite**

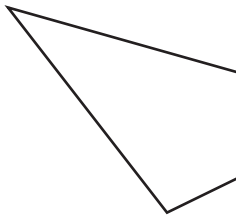
2)

**kite**

3)

**not a kite**

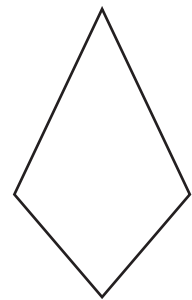
4)

**kite****PREVIEW**

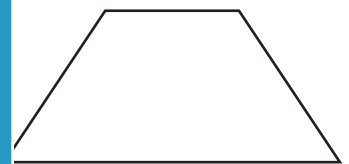
Gain complete access to the largest collection of worksheets in all subjects!

Members, please log in to download this worksheet.

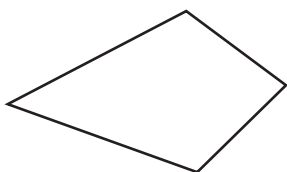
Not a member? Please sign up to gain complete access.

www.mathworksheets4kids.com**kite**

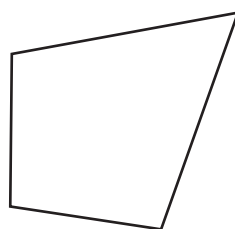
7)

**not a kite****not a kite**

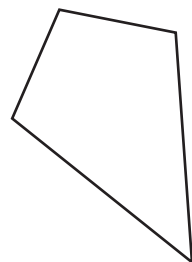
10)

**kite**

11)

**kite**

12)

**kite**