

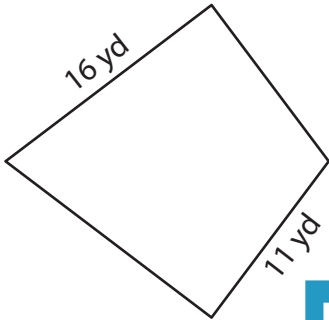
Name : \_\_\_\_\_

## Perimeter of a Kite

L1S3

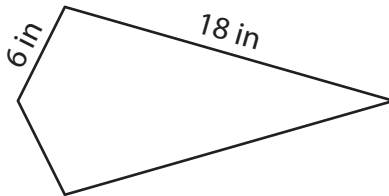
Find the perimeter of each kite.

1)

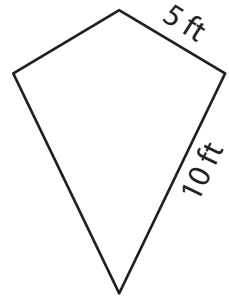


Perimeter = \_\_\_\_\_

2)

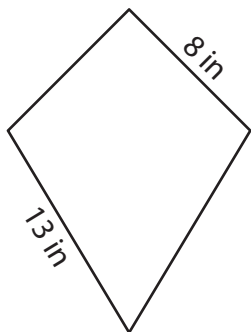


3)



Perimeter = \_\_\_\_\_

4)



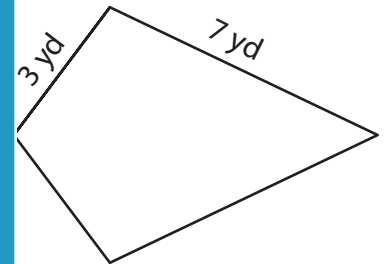
Perimeter = \_\_\_\_\_

**PREVIEW**  
Gain complete access to the largest collection of worksheets in all subjects!

Members, please log in to download this worksheet.

Not a member? Please sign up to gain complete access.

[www.mathworksheets4kids.com](http://www.mathworksheets4kids.com)



Perimeter = \_\_\_\_\_

7) If the lengths of the sides

ter.

\_\_\_\_\_

8) One of the sides of a kite measures 2 feet. If the other side of the kite measures 9 feet, determine its perimeter.

\_\_\_\_\_

Name : \_\_\_\_\_

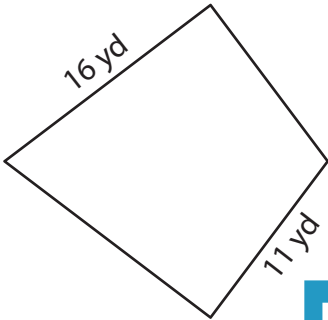
## Answer key

L1S3

### Perimeter of a Kite

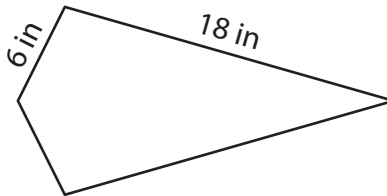
Find the perimeter of each kite.

1)

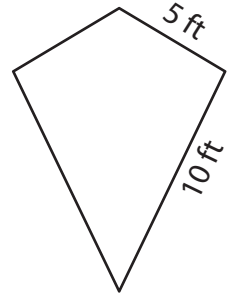


Perimeter = 54 yd

2)

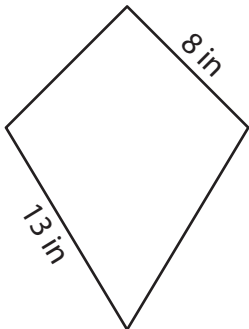


3)



Perimeter = 30 ft

4)



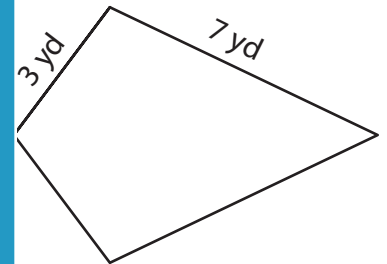
Perimeter = 42 in

Gain complete access to the largest collection of worksheets in all subjects!

Members, please log in to download this worksheet.

Not a member? Please sign up to gain complete access.

[www.mathworksheets4kids.com](http://www.mathworksheets4kids.com)



Perimeter = 20 yd

7) If the lengths of the sides

ter.

68 inches

8) One of the sides of a kite measures 2 feet. If the other side of the kite measures 9 feet, determine its perimeter.

22 feet