

Name : \_\_\_\_\_

## Adjectives and Adverbs

### Adjectives

An adjective modifies a noun.

- a) An adjective comes before a noun.
- b) It also comes after a linking verb.

+ ly

### Adverbs

An adverb tells us how someone does something.

- a) An adverb comes after the verb.
- b) It also comes between the subjects and verb.


Identify and underline an adjective in the first sentence. Complete the second sentence using the adverb.

Example: Be cheerful.

\_\_\_\_\_ all your friends.

1) The burger at the n\_\_\_\_\_

**PREVIEW**  
Gain complete access to the largest collection of worksheets in all subjects!



2) Scarlet is thankful t\_\_\_\_\_

Members, please log in to download this worksheet.

Not a member? Please sign up to gain complete access.

\_\_\_\_\_

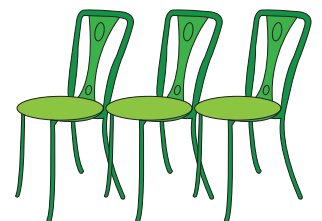
3) Mrs. Wilson shared \_\_\_\_\_

very \_\_\_\_\_

4) The Ghost in Hamle\_\_\_\_\_

\_\_\_\_\_

5) The room was neat and tidy. Ms. Harris had \_\_\_\_\_ arranged the chairs.



6) The kids looked very excited. They babbled \_\_\_\_\_ too.

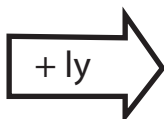
Name : \_\_\_\_\_

# Adjectives and Adverbs

## Adjectives

An adjective modifies a noun.

- a) An adjective comes before a noun.
- b) It also comes after a linking verb.



## Adverbs

An adverb tells us how someone does something.

- a) An adverb comes after the verb.
- b) It also comes between the subjects and verb.

Identify and underline an adjective in the first sentence. Complete the second sentence using the adverb.


Example: Be cheerful.

Call your friends politely.

1) The burger at the new restaurant was freshly made.

freshly

Gain complete access to the largest collection of worksheets in all subjects!



2) Scarlet is thankful to her mother.

thankfully

Members, please log in to download this worksheet.

Not a member? Please sign up to gain complete access.

3) Mrs. Wilson shared her story interestingly.

interestingly

very


4) The Ghost in Hamlet was mysteriously silent.

mysteriously

[www.mathworksheets4kids.com](http://www.mathworksheets4kids.com)

5) The room was neat and tidy. Ms. Harris had neatly arranged the chairs.

neatly



6) The kids looked very excited. They babbled excitedly too.

excitedly