


Name : _____

Ordering Adjectives

Sheet 2

Cut out the adjective cards on the second sheet. Glue the cards in the correct order to describe each picture.



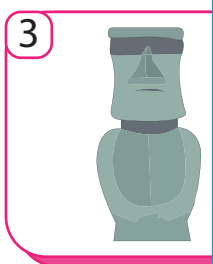
a

PREVIEW

2



Gain complete access to the largest collection of worksheets in all subjects!




a

Members, please log in to download this worksheet.

Not a member? Please sign up to gain complete access.

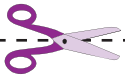


www.mathworksheets4kids.com



a

PREVIEW



Gain complete access to the largest collection of worksheets in all subjects!

3) stone statue gigantic
4) silver
5) old
6) ng

Members, please
log in to
download this
worksheet.

Not a member?
Please sign up to
gain complete
access.

www.mathworksheets4kids.com