


Name : _____

Ordering Adjectives

Cut out the adjective cards on the second sheet. Glue the cards in the correct order to describe each picture.

1 


a			
---	--	--	--

2 


--	--

3 


--	--

4 

--	--

5 

a			
---	--	--	--

6 

an			
----	--	--	--

PREVIEW

Gain complete access to the largest collection of worksheets in all subjects!

Members, please log in to download this worksheet.

Not a member? Please sign up to gain complete access.

www.mathworksheets4kids.com

Name : _____

Ordering Adjectives



1)

2)

3)

4)

5)

6)

PREVIEW

Gain complete access to the largest
collection of worksheets in all subjects!

Members, please
log in to
download this
worksheet.


Not a member?
Please sign up to
gain complete
access.

www.mathworksheets4kids.com


Name : _____

Ordering Adjectives

Cut out the adjective cards on the second sheet. Glue the cards in the correct order to describe each picture.



a	beautiful	red	rose
---	-----------	-----	------



green	caterpillar
-------	-------------



man



ruby	ring
------	------



a	naughty	little	elf
---	---------	--------	-----



an	active	young	girl
----	--------	-------	------

PREVIEW

Gain complete access to the largest collection of worksheets in all subjects!

Members, please log in to download this worksheet.

Not a member? Please sign up to gain complete access.

www.mathworksheets4kids.com