

Name : \_\_\_\_\_

## Beginning Sounds

Say the names of the pictures in each row. Circle the picture that begins with a sound that's different from the rest.


1)



2)



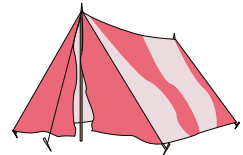
# PREVIEW



3)




Gain complete access to the largest collection of worksheets in all subjects!



Members, please log in to download this worksheet.

Not a member? Please sign up to gain complete access.

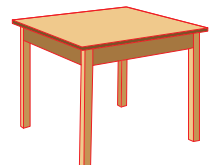


4)



[www.mathworksheets4kids.com](http://www.mathworksheets4kids.com)



5)




Name : \_\_\_\_\_

## Beginning Sounds

Say the names of the pictures in each row. Circle the picture that begins with a sound that's different from the rest.

1)



2)




**PREVIEW**

Gain complete access to the largest collection of worksheets in all subjects!

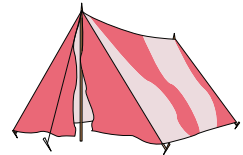
Members, please log in to download this worksheet.

Not a member? Please sign up to gain complete access.

[www.mathworksheets4kids.com](http://www.mathworksheets4kids.com)



3)



4)



5)

