



Name : _____


Beginning Sounds

Match the pictures with the same beginning sounds.

1)



2)



PREVIEW

Gain complete access to the largest collection of worksheets in all subjects!


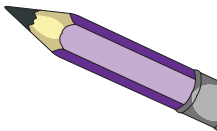
Members, please log in to download this worksheet.

Not a member? Please sign up to gain complete access.



www.mathworksheets4kids.com



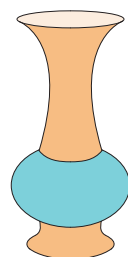
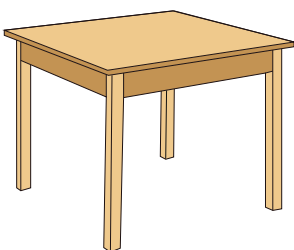
3)



4)



5)



Name : _____

Beginning Sounds

Match the pictures with the same beginning sounds.

1)




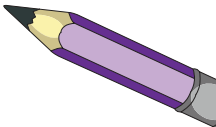
Two red lines with black dots at the ends connect the net and the cookie to the central preview box.

2)




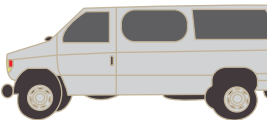
The central preview box is partially visible behind this row.

3)



The central preview box is partially visible behind this row.

4)



The central preview box is partially visible behind this row.

5)



Two red lines with black dots at the ends connect the table and the vase to the central preview box.

PREVIEW

Gain complete access to the largest collection of worksheets in all subjects!

Members, please log in to download this worksheet.

Not a member? Please sign up to gain complete access.

www.mathworksheets4kids.com