






Look at each object and write its color on the lines below.

1)  2)  3) 




PREVIEW

Gain complete access to the largest
collection of worksheets in all subjects!

4)   

Members, please
log in to
download this
worksheet.

Not a member?
Please sign up to
gain complete
access.

7)   

www.mathworksheets4kids.com