


Name : \_\_\_\_\_

# Conjunctions

A **conjunction** is a part of speech that connects words, phrases, or clauses in a sentence.



Example: John got good grades **because** he studied every day.

Highlight the conjunctions in the following sentences.

- 1) I love to look at \_\_\_\_\_
- 2) Grass and leaves are green.
- 3) As Ramon walked to school, he saw a rainbow.
- 4) This Christmas, I will visit my grandparents.
- 5) If you live in the city, you will see a snowman.
- 6) I called my friend \_\_\_\_\_
- 7) Tony could not \_\_\_\_\_
- 8) The yard was covered with fresh snow, so we decided to make a snowman.
- 9) Everyone enjoyed the events until they came to an end.
- 10) The bell rang for the recess, yet Mr. Tom continued to teach.


## PREVIEW

Gain complete access to the largest collection of worksheets in all subjects!

Members, please log in to download this worksheet.

Not a member? Please sign up to gain complete access.


[www.mathworksheets4kids.com](http://www.mathworksheets4kids.com)



Name : \_\_\_\_\_

# Conjunctions

A **conjunction** is a part of speech that connects words, phrases, or clauses in a sentence.



Example: John got good grades **because** he studied every day.

Highlight the conjunctions in the following sentences.

1) I love to look at \_\_\_\_\_

2) Grass **and** leaves are green.

3) **As** Ramon walks, he whistles.

4) This Christmas, I \_\_\_\_\_

5) **If** you live in the city, you see a lot of traffic.

6) I called my friend \_\_\_\_\_

7) Tony could not \_\_\_\_\_

8) The yard was covered with fresh snow, **so** we decided to make a snowman.

9) Everyone enjoyed the events **until** they came to an end.

10) The bell rang for the recess, **yet** Mr. Tom continued to teach.


## PREVIEW

Gain complete access to the largest collection of worksheets in all subjects!

Members, please log in to download this worksheet.

Not a member? Please sign up to gain complete access.

[www.mathworksheets4kids.com](http://www.mathworksheets4kids.com)



e.

