


Name : \_\_\_\_\_

# Ending Blends


Choose the correct end blend.

1)




ft  
 nd  
 lt

2)




mp  
 rt  
 rd

3)



ft  
 nt  
 rt

4)




nt  
 ft  
 rt

5)



sk  
 st  
 ft

6)




sk  
 st  
 ft

7)




mp  
 nk  
 nt  
 lk

8)




nk  
 nt  
 lk

9)



nt  
 lt  
 ft

10)



nt  
 sk  
 st

**PREVIEW**

Gain complete access to the largest collection of worksheets in all subjects!

Members, please log in to download this worksheet.

Not a member? Please sign up to gain complete access.


[www.mathworksheets4kids.com](http://www.mathworksheets4kids.com)

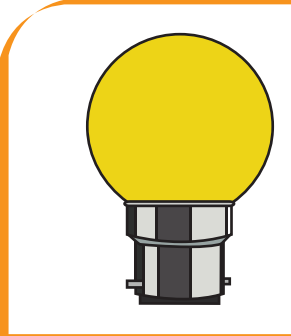
Name : \_\_\_\_\_


# Ending Blends


Choose the correct end blend.


1)   ft  
 nd  
 lt

2)   mp  
 rt  
 rd


3) 


4)   nt  
 ft  
 rt


5) 

  sk  
 st  
 ft

7)   mp

  nk  
 nt  
 lk

9)   nt  
 lt  
 ft

10)   nt  
 sk  
 st

**PREVIEW**

Gain complete access to the largest collection of worksheets in all subjects!

Members, please log in to download this worksheet.

Not a member? Please sign up to gain complete access.

[www.mathworksheets4kids.com](http://www.mathworksheets4kids.com)