


Name : \_\_\_\_\_


## Contract the Words

Write the contraction for each pair of words. Add an apostrophe to join the words.




have + not

\_\_\_\_\_



It + is

\_\_\_\_\_



should + have

\_\_\_\_\_



was + not

\_\_\_\_\_


# PREVIEW

Gain complete access to the largest collection of worksheets in all subjects!

Members, please log in to download this worksheet.


Not a member? Please sign up to gain complete access.

[www.mathworksheets4kids.com](http://www.mathworksheets4kids.com)



they + are

\_\_\_\_\_




she + is

\_\_\_\_\_



we + are

\_\_\_\_\_




could + not

\_\_\_\_\_



I + am

\_\_\_\_\_



is + not


\_\_\_\_\_

Name : \_\_\_\_\_

## Answer key


# Contract the Words

Write the contraction for each pair of words. Add an apostrophe to join the words.




have + not

**haven't**




It + is

**It's**



should + have

**should've**



was + not

**wasn't**


## PREVIEW

Gain complete access to the largest collection of worksheets in all subjects!

Members, please log in to download this worksheet.

Not a member? Please sign up to gain complete access.

[www.mathworksheets4kids.com](http://www.mathworksheets4kids.com)



they + are

**they're**




she + is

**she's**



we + are

**we're**




could + not

**couldn't**



I + am

**I'm**



is + not

**isn't**