




Name : _____

CVC Words

Cut out each word chunk and glue it in the box beside the appropriate picture.

1)  h

2)  j

3)  s

PREVIEW

Gain complete access to the largest collection of worksheets in all subjects!

Members, please log in to download this worksheet.

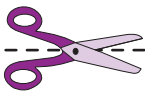
Not a member? Please sign up to gain complete access.

www.mathworksheets4kids.com

c

5)  t

t




un	um	ut
up	ub	ug

Name : _____

CVC Words

Cut out each word chunk and glue it in the box beside the appropriate picture.


1)



h

ut


2)



j

ug

3)



s

PREVIEW

Gain complete access to the largest collection of worksheets in all subjects!

Members, please log in to download this worksheet.

Not a member? Please sign up to gain complete access.

www.mathworksheets4kids.com

c

up

5)



g

t

ub