




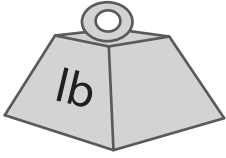


Name : _____

Diphthongs

Cut out the cards and glue them next to the appropriate pictures to form words with the "ou" sound.

	rou	nd	_____
	mou	th	_____
	<div data-bbox="448 752 1139 1675"><h2>PREVIEW</h2><p>Gain complete access to the largest collection of worksheets in all subjects!</p><p>Members, please log in to download this worksheet.</p><p>Not a member? Please sign up to gain complete access.</p><p>www.mathworksheets4kids.com</p></div>		
			
			
			






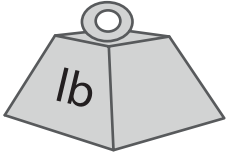


pou	d	fl	nd	se	mou
our	blou	th	lou	nd	rou

Name : _____

Diphthongs

Cut out the cards and glue them next to the appropriate pictures to form words with the "ou" sound.

	rou	nd	<u>round</u>
	mou	th	<u>mouth</u>
			<u>loud</u>
			<u>blouse</u>
			<u>couch</u>
			<u>bound</u>

PREVIEW

Gain complete access to the largest collection of worksheets in all subjects!

Members, please log in to download this worksheet.

Not a member? Please sign up to gain complete access.

www.mathworksheets4kids.com