


Name : _____

Where is the Parrot?


Observe the position or movement of the parrot in each picture. Cut the preposition card and glue it under the appropriate picture to complete the phrase.



the cage



the trees




PREVIEW

Gain complete access to the largest collection of worksheets in all subjects!


Members, please log in to download this worksheet.

Not a member? Please sign up to gain complete access.

www.mathworksheets4kids.com



the pond



the chair



of the ball



the bridge

Name : _____

Where is the Parrot?

PREVIEW

Gain complete access to the largest
collection of worksheets in all subjects!

Members, please
log in to
download this
worksheet.

Not a member?
Please sign up to
gain complete
access.


www.mathworksheets4kids.com

Name : _____

Answer Key


Where is the Parrot?

Observe the position or movement of the parrot in each picture. Cut the preposition card and glue it under the appropriate picture to complete the phrase.




in

the cage



between

the trees



beside

PREVIEW

Gain complete access to the largest collection of worksheets in all subjects!


Members, please log in to download this worksheet.

Not a member? Please sign up to gain complete access.

www.mathworksheets4kids.com



the pond



around



the chair



in front

of the ball



across

the bridge