


Name : _____

Demonstrative Pronouns

Identify the demonstrative pronoun in each sentence as singular or plural. Cut out the objects. Glue the object(s) to the right of the sentence to indicate they are far and to the left to say they are near. The first one is done for you.

1) Those are ducks.



2) These are chairs.

PREVIEW

Gain complete access to the largest
collection of worksheets in all subjects!

Members, please
log in to
download this
worksheet.

Not a member?
Please sign up to
gain complete
access.

www.mathworksheets4kids.com

6) This is a dolphin.

7) These are butterflies.

Name : _____

Demonstrative Pronouns



PREVIEW

Gain complete access to the largest
collection of worksheets in all subjects!

Members, please
log in to
download this
worksheet.


Not a member?
Please sign up to
gain complete
access.

www.mathworksheets4kids.com

Demonstrative Pronouns

Identify the demonstrative pronoun in each sentence as singular or plural. Cut out the objects. Glue the object(s) to the right of the sentence to indicate they are far and to the left to say they are near. The first one is done for you.

1) Those are ducks.



2) These are chairs.

PREVIEW

Gain complete access to the largest collection of worksheets in all subjects!


Members, please log in to download this worksheet.

Not a member? Please sign up to gain complete access.

www.mathworksheets4kids.com



6) This is a dolphin.



7) These are butterflies.