

Name : _____

Short A

Cut the pictures and staple them together for a bunch of short "a" sounds.



— | s t a p l e | —

PREVIEW

Gain complete access to the largest collection of worksheets in all subjects!


Members, please log in to download this worksheet.

Not a member? Please sign up to gain complete access.

www.mathworksheets4kids.com


— | s t a p l e | —

This is Pat.



The cap is on his lap.

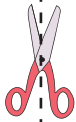
This is his cap.



Name : _____

Short A

Cut the pictures and staple them together for a bunch of short "a" sounds.



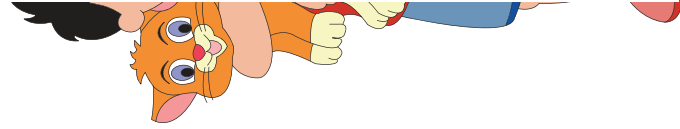

PREVIEW

Gain complete access to the largest collection of worksheets in all subjects!

Members, please log in to download this worksheet.

Not a member? Please sign up to gain complete access.

www.mathworksheets4kids.com



Pat has a cat.

The cat sat on the mat.



Pat took a nap.