


Name : \_\_\_\_\_

## Short E

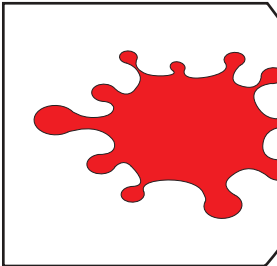
Each picture refers to a word with a short "e" sound. Observe the picture, find the word from the jumble of letters, and write it.

1)




		e	
--	--	---	--

2)



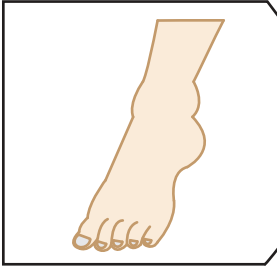
--	--	--	--

3)




--	--	--	--

4)




--	--	--	--

5)



		e	
--	--	---	--

6)



		e	
--	--	---	--



# PREVIEW

Gain complete access to the largest collection of worksheets in all subjects!

Members, please log in to download this worksheet.

Not a member? Please sign up to gain complete access.

[www.mathworksheets4kids.com](http://www.mathworksheets4kids.com)

r  
p  
n  
l  
w  
m  
g  
d