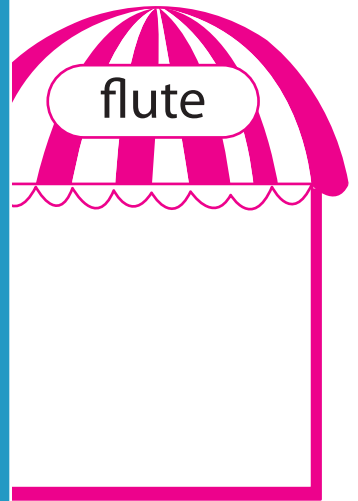
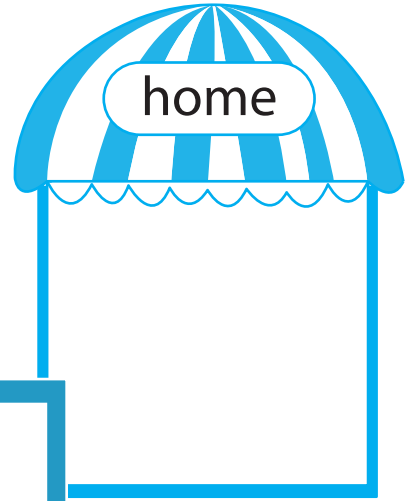
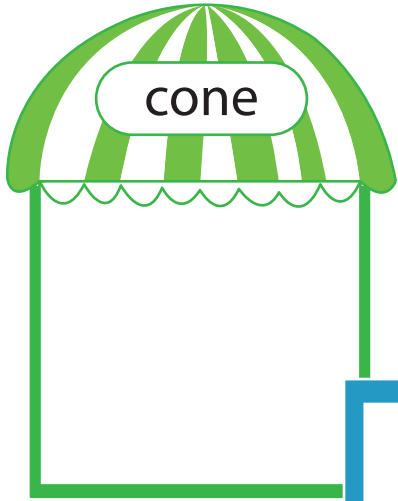


Name : \_\_\_\_\_

# Silent E

Snip each picture and glue it under the silent e word that correctly names it.



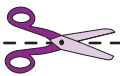
**PREVIEW**

Gain complete access to the largest collection of worksheets in all subjects!

Members, please log in to download this worksheet.

Not a member? Please sign up to gain complete access.

[www.mathworksheets4kids.com](http://www.mathworksheets4kids.com)

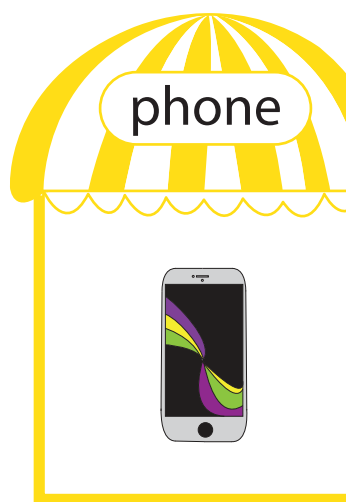

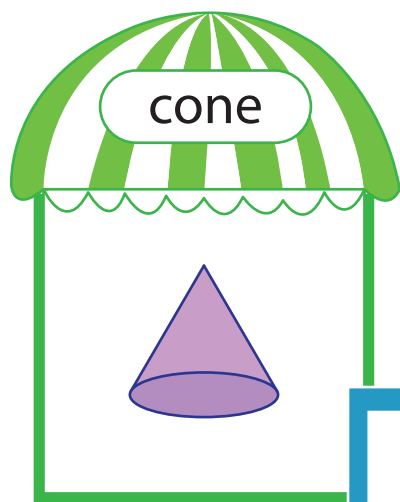


A large dashed-line box containing various objects for matching. At the top left is a pair of scissors. Below it are two pencils. In the center is a house. To the right is a tree trunk. At the bottom left is a measuring tape. In the center is a purple cone. At the bottom right is a smartphone.

Name : \_\_\_\_\_

**Silent E**

Snip each picture and glue it under the silent e word that correctly names it.



# PREVIEW

Gain complete access to the largest collection of worksheets in all subjects!

Members, please log in to download this worksheet.

Not a member? Please sign up to gain complete access.

[www.mathworksheets4kids.com](http://www.mathworksheets4kids.com)