

Suffixes - ed / ing


Look at the pictures and suffix the words in the parentheses with -ed and -ing to form the correct tenses.

Example:



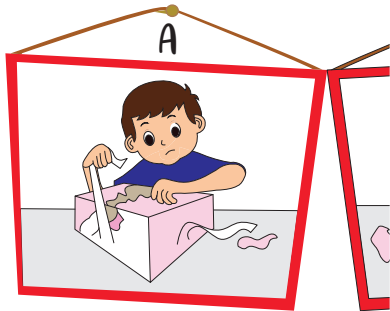
B Eva has cooked . (cook)

A Eva is cooking . (cook)



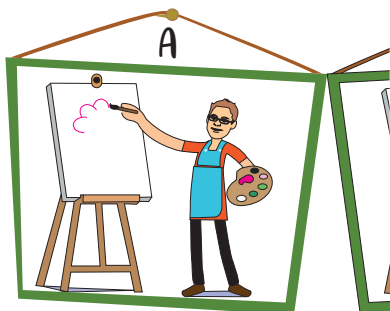
_____ (plant) a tomato sapling.

_____ (plant) a tomato sapling.




_____ (open) the gift box.

_____ (open) the gift box.



_____ (paint) a flower.

H The artist has _____ (paint) a flower.



B The matchstick has _____ . (burn)

A The matchstick is _____ . (burn)

PREVIEW

Gain complete access to the largest collection of worksheets in all subjects!

Members, please log in to download this worksheet.


Not a member? Please sign up to gain complete access.

www.mathworksheets4kids.com

Suffixes - ed / ing


Look at the pictures and suffix the words in the parentheses with -ed and -ing to form the correct tenses.

Example:



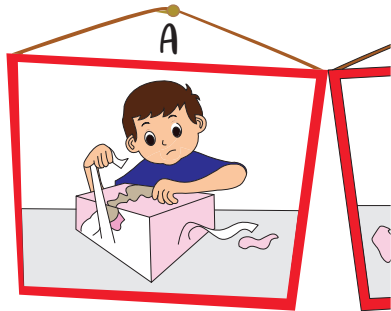
B Eva has cooked . (cook)

A Eva is cooking . (cook)



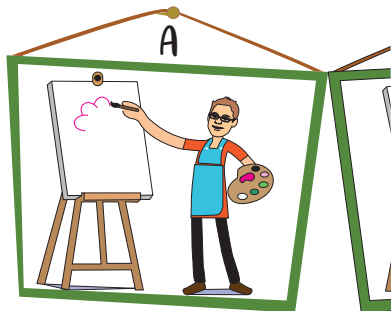
(plant) a tomato sapling.

(ant) a tomato sapling.




(open) the gift box.

(open) the gift box.



() (paint) a flower.



B The matchstick has burned . (burn)

A The matchstick is burning . (burn)

PREVIEW

Gain complete access to the largest collection of worksheets in all subjects!

Members, please log in to download this worksheet.

Not a member? Please sign up to gain complete access.

www.mathworksheets4kids.com