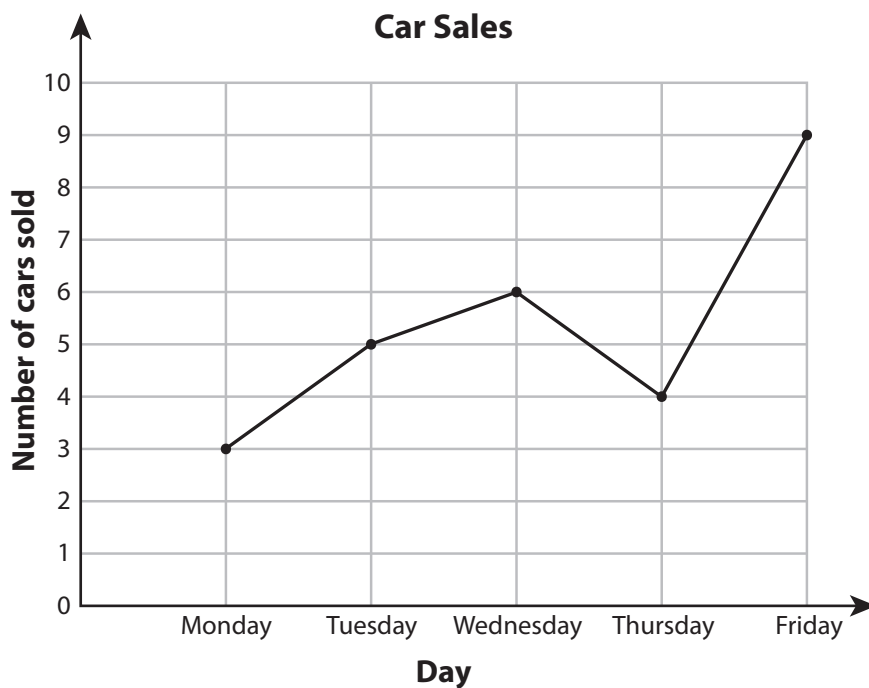


Name : \_\_\_\_\_

Easy: S1

## Line Graph - Car Sales

George works as a salesman in an authorized car showroom. He records the number of cars sold in five days (Monday to Friday) on a line graph. Study the graph and answer the questions.



- 1) How many cars were sold in 5 days? \_\_\_\_\_
- 2) On which day were the maximum number of cars sold? \_\_\_\_\_
- 3) How many cars were sold on Wednesday? \_\_\_\_\_
- 4) Which day had the minimum sales of cars? \_\_\_\_\_
- 5) How many more cars were sold on Tuesday than on Monday? \_\_\_\_\_

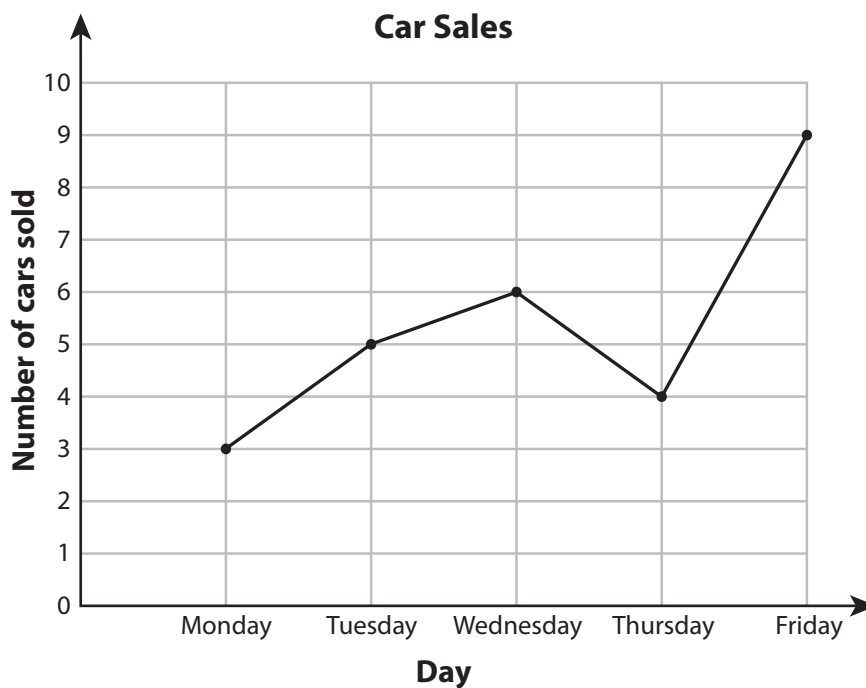

Name : \_\_\_\_\_

## Answer Key

Easy: S1

# Line Graph - Car Sales

George works as a salesman in an authorized car showroom. He records the number of cars sold in five days (Monday to Friday) on a line graph. Study the graph and answer the questions.



1) How many cars were sold in 5 days?

27 cars

2) On which day were the maximum number of cars sold?

Friday

3) How many cars were sold on Wednesday?

6 cars

4) Which day had the minimum sales of cars?

Monday

5) How many more cars were sold on Tuesday than on Monday?

2 cars