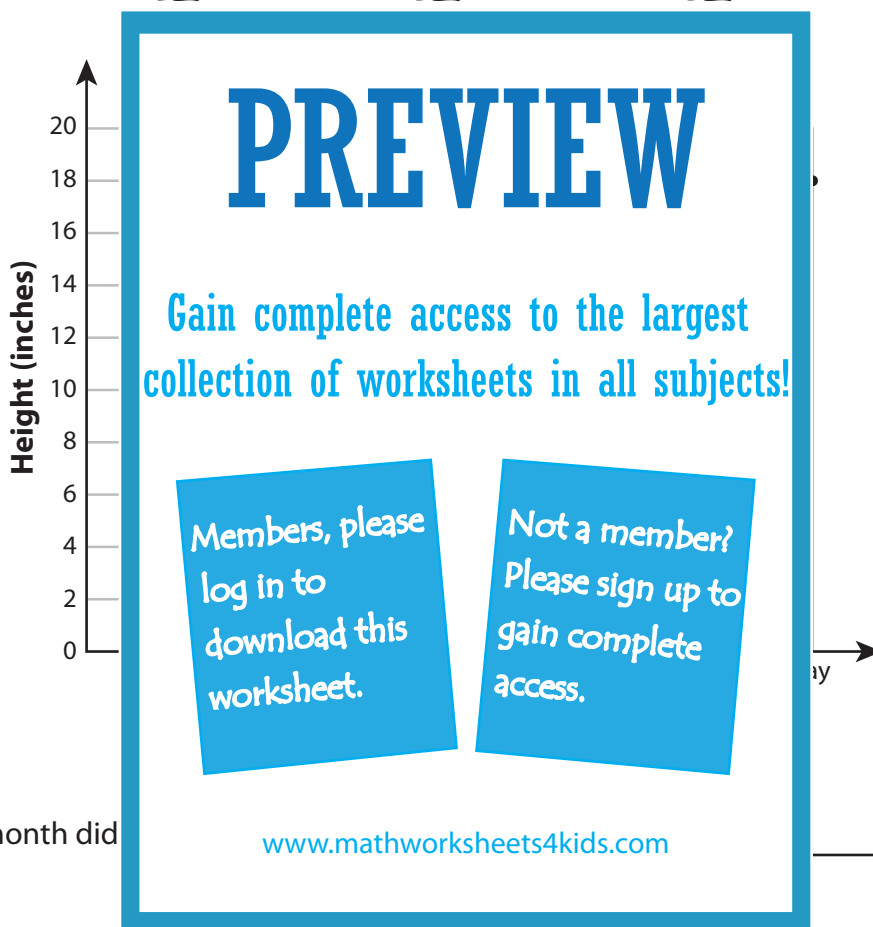



Line Graph - Plant Height

Lisa planted a flowering plant in her back garden. She observed the growth and recorded the height (in inches) every month. The graph shows the growth of the plant from January to May. Study the graph and answer the following.



- 1) Which month did the plant reach 4 inches? _____
- 2) What is the height of the plant in the month of April? _____
- 3) Which period shows an increase of growth from 10 inches to 14 inches? _____
- 4) Which month did the plant reach 18 inches? _____
- 5) How many more inches had the plant grown in the month of May than in March? _____

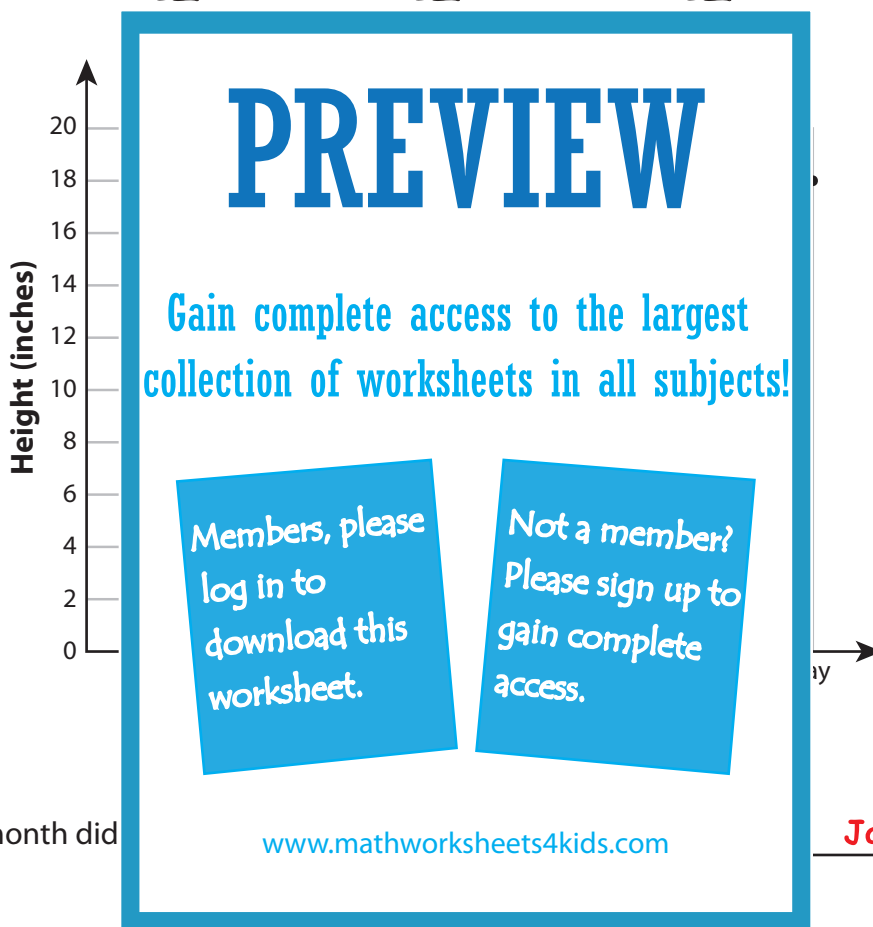

Name : _____

Answer Key

Easy: S2

Line Graph - Plant Height

Lisa planted a flowering plant in her back garden. She observed the growth and recorded the height (in inches) every month. The graph shows the growth of the plant from January to May. Study the graph and answer the following.



- 1) Which month did the plant reach 10 inches?
January
- 2) What is the height of the plant in the month of April?
16 inches
- 3) Which period shows an increase of growth from 10 inches to 14 inches?
February to March
- 4) Which month did the plant reach 18 inches?
May
- 5) How many more inches had the plant grown in the month of May than in March?
4 inches