




Line, Line segment & Ray

Description	Model	Symbol
<p>A line is a set of points in a straight path that extends in opposite directions without end.</p>		\overleftrightarrow{AB} or \overleftrightarrow{BA}
<p>A line segment is a part of a line bounded by two endpoints.</p>		\overline{XY} or \overline{YX}
<p>A ray is a line with a starting point and extending to infinity.</p>		\overrightarrow{PQ}

PREVIEW

Gain complete access to the largest collection of worksheets in all subjects!

Members, please log in to download this worksheet.

Not a member? Please sign up to gain complete access.

www.mathworksheets4kids.com