




Name : _____

Lines, Rays or Line segments

Sheet 1

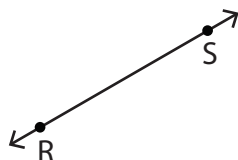
Example:

A Line	A Ray	A Line segment
		
\overleftrightarrow{AB} or \overleftrightarrow{BA}	\overrightarrow{PQ}	\overline{XY} or \overline{YX}

Part - A

Name each line, ray or line segment.

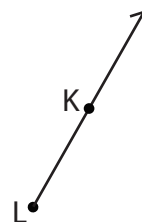
1)



2)



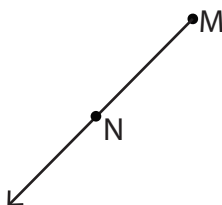
3)



4)



5)



6)



Part - B

Draw and label each of the following.

1) \overline{BC}

2) \overleftrightarrow{YZ}

3) \overrightarrow{QR}




Name : _____

Answer key

Lines, Rays or Line segments

Sheet 1

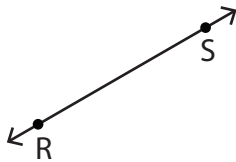
Example:

<p>A Line</p>  <p>\overleftrightarrow{AB} or \overleftrightarrow{BA}</p>	<p>A Ray</p>  <p>\overrightarrow{PQ}</p>	<p>A Line segment</p>  <p>\overline{XY} or \overline{YX}</p>
--	---	--

Part - A

Name each line, ray or line segment.

1)



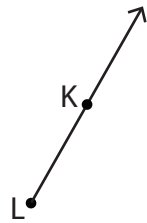
\overleftrightarrow{RS} or \overleftrightarrow{SR}

2)



\overrightarrow{EF} or \overrightarrow{FE}

3)



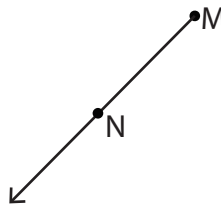
\overrightarrow{LK}

4)



\overline{CD} or \overline{DC}

5)



\overrightarrow{MN}

6)



\overleftrightarrow{TU} or \overleftrightarrow{UT}

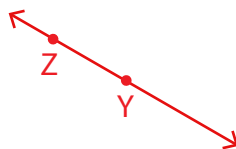
Part - B

Draw and label each of the following.

1) \overline{BC}



2) \overleftrightarrow{YZ}



3) \overrightarrow{QR}

