

Points, Lines, Rays & Line segments

Part - A

Write each as a point, line, ray or line segment.

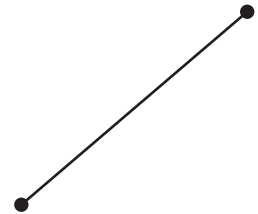
1)



2)



3)



4)



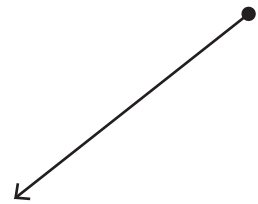
PREVIEW

Gain complete access to the largest collection of worksheets in all subjects!

Members, please log in to download this worksheet.

Not a member? Please sign up to gain complete access.

www.mathworksheets4kids.com



Draw the following.

1) A ray

A line

Points, Lines, Rays & Line segments

Part - A


Write each as a point, line, ray or line segment.

1)



point

2)



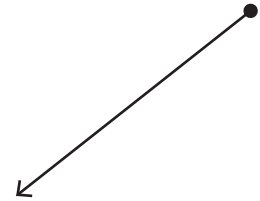
line segment

3)

4)



line segment



ray

PREVIEW

Gain complete access to the largest collection of worksheets in all subjects!

Members, please log in to download this worksheet.

Not a member? Please sign up to gain complete access.

www.mathworksheets4kids.com

Draw the following.

1) A ray

A line

