

Graphing a Line

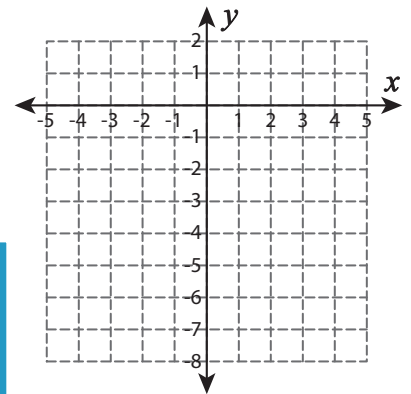
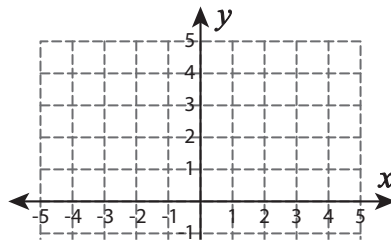
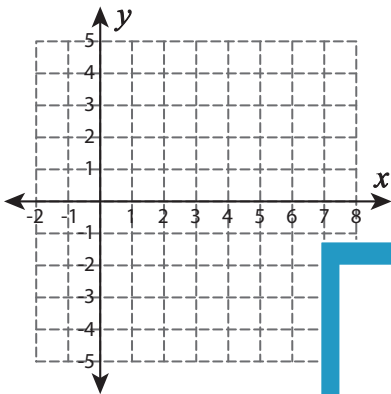
L1S2

Graph the line using the given slope and the y-intercept.

1) Slope = $\frac{3}{5}$; y-intercept = 1

2) Slope = 7; y-intercept = -3

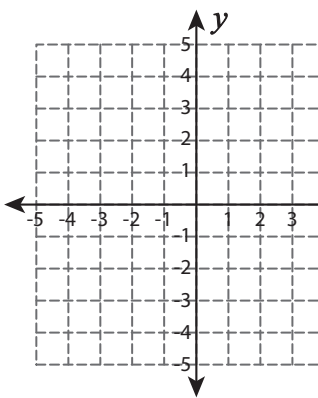
3) Slope = -4; y-intercept = -2



4) Slope = -5; y-intercept =

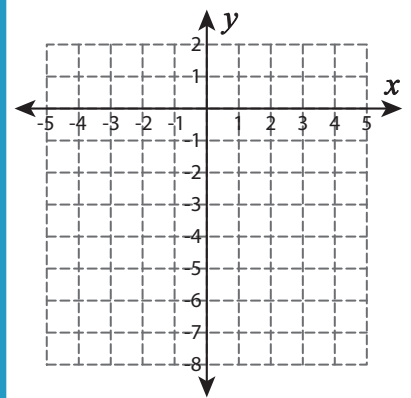
Gain complete access to the largest
collection of worksheets in all subjects!

Slope = 3; y-intercept = -7



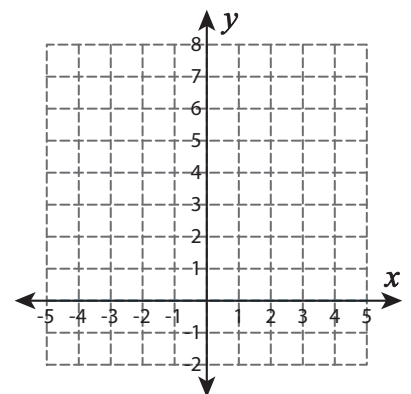
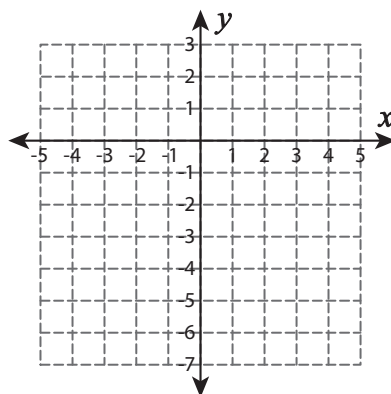
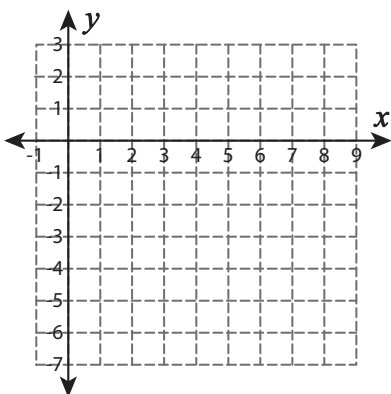
Members, please
log in to
download this
worksheet.

Not a member?
Please sign up to
gain complete
access.



7) Slope = $\frac{7}{8}$; y-intercept =

Slope = 2; y-intercept = 5



www.mathworksheets4kids.com

Answer key

Graphing a Line

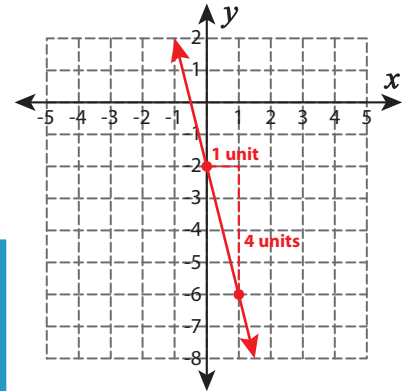
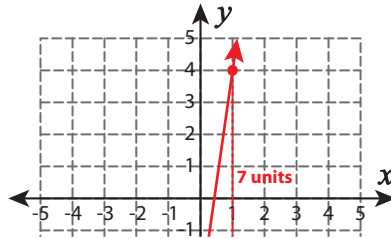
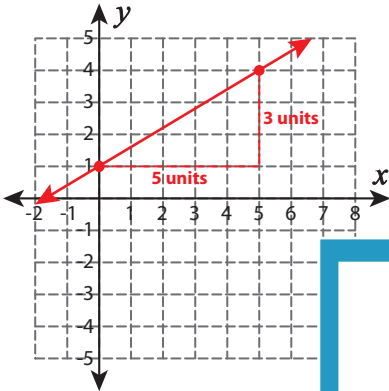
L1S2

Graph the line using the given slope and the y-intercept.

1) Slope = $\frac{3}{5}$; y-intercept = 1

2) Slope = 7 ; y-intercept = -3

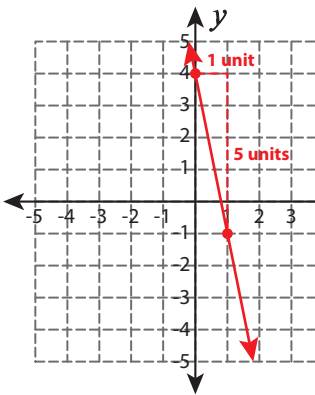
3) Slope = -4 ; y-intercept = -2



4) Slope = -5 ; y-intercept

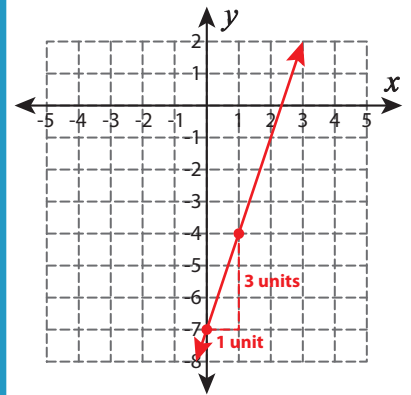
Gain complete access to the largest collection of worksheets in all subjects!

Slope = 3 ; y-intercept = -7



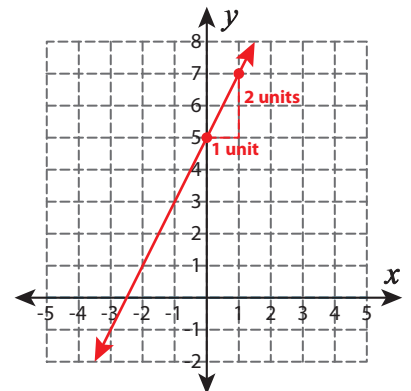
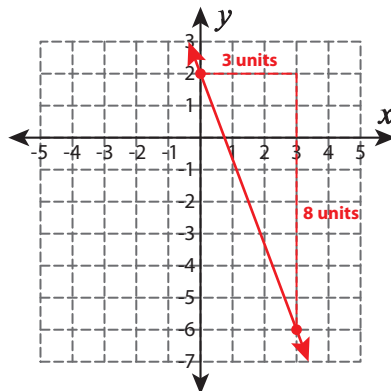
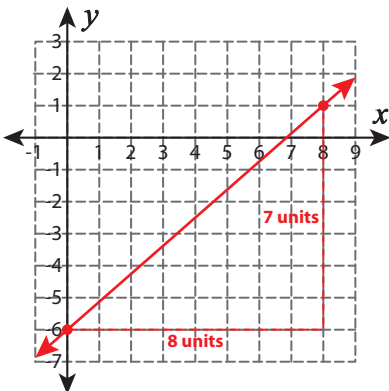
Members, please log in to download this worksheet.

Not a member? Please sign up to gain complete access.



7) Slope = $\frac{7}{8}$; y-intercept :

Slope = 2 ; y-intercept = 5



PREVIEW

www.mathworksheets4kids.com