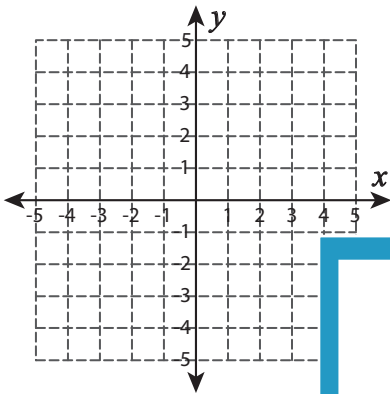


# Graphing: Two Points

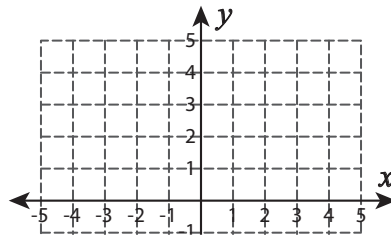
Sheet 1

Graph the line using the given points.

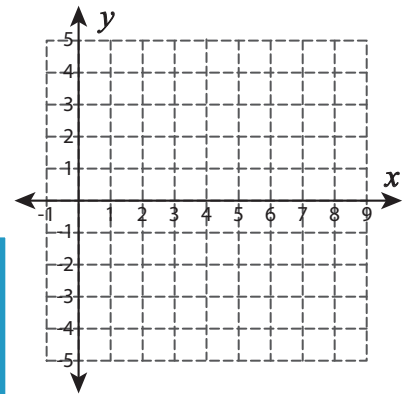
1)  $(-2, 1)$  and  $(0, -1)$



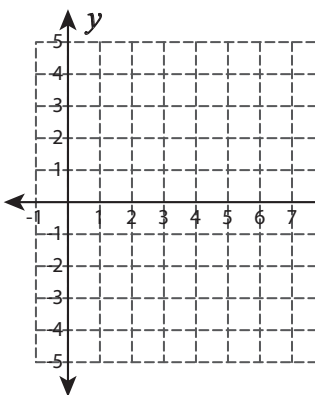
2)  $(1, 3)$  and  $(2, 1)$



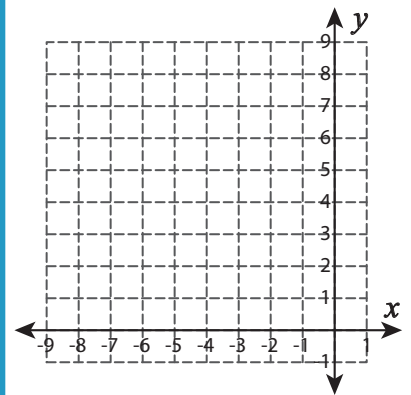
3)  $(6, -2)$  and  $(8, 2)$



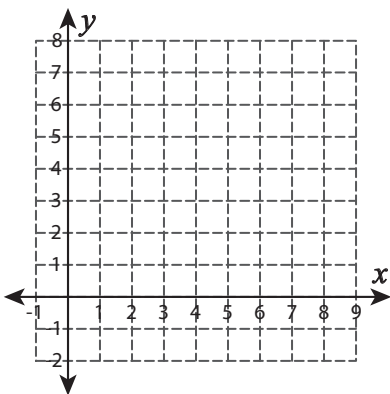
4)  $(4, 3)$  and  $(7, 0)$



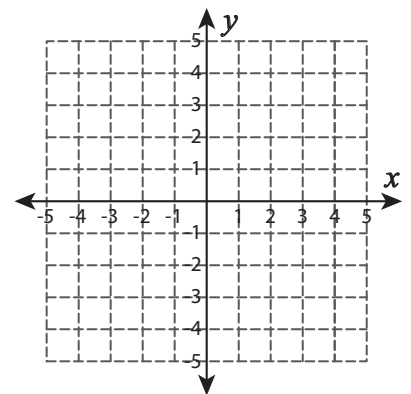
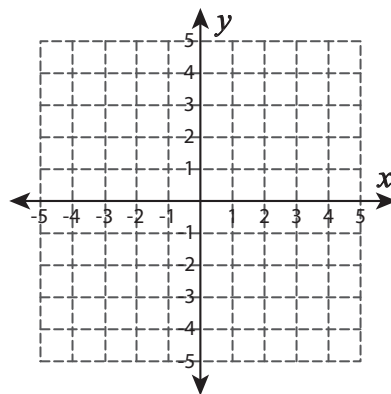
5)  $(-2, 6)$  and  $(-1, 4)$



6)  $(3, 6)$  and  $(5, 3)$



7)  $(-3, 3)$  and  $(5, -4)$



# PREVIEW

Gain complete access to the largest  
collection of worksheets in all subjects!

Members, please  
log in to  
download this  
worksheet.

Not a member?  
Please sign up to  
gain complete  
access.

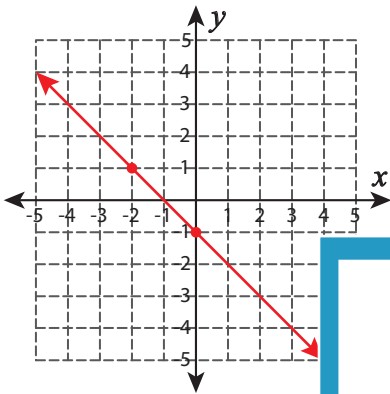
[www.mathworksheets4kids.com](http://www.mathworksheets4kids.com)

**Answer key****Graphing: Two Points**

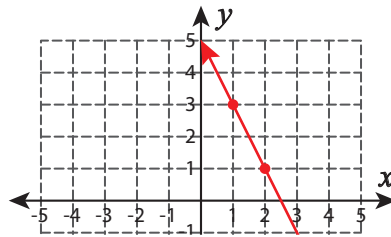
Sheet 1

Graph the line using the given points.

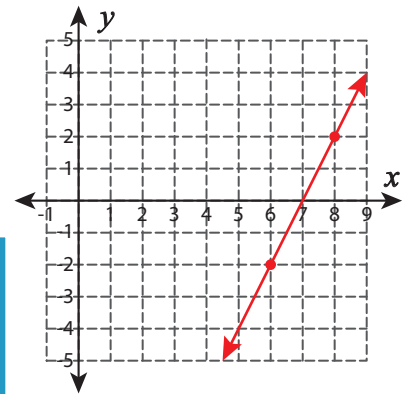
1)  $(-2, 1)$  and  $(0, -1)$



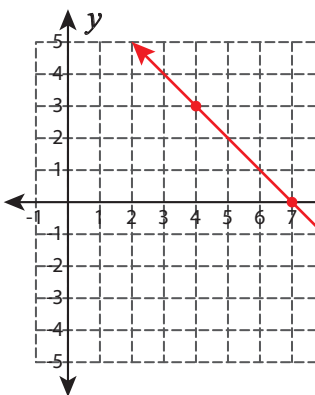
2)  $(1, 3)$  and  $(2, 1)$



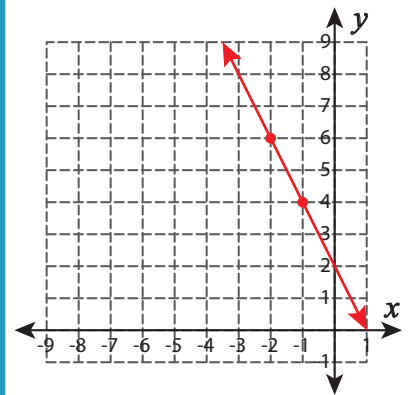
3)  $(6, -2)$  and  $(8, 2)$



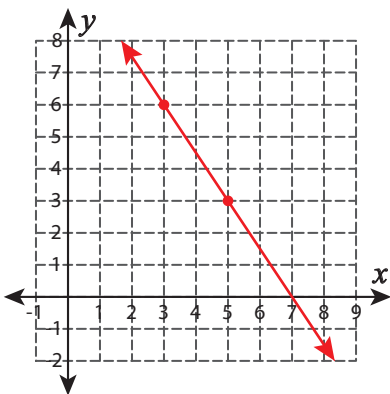
4)  $(4, 3)$  and  $(7, 0)$



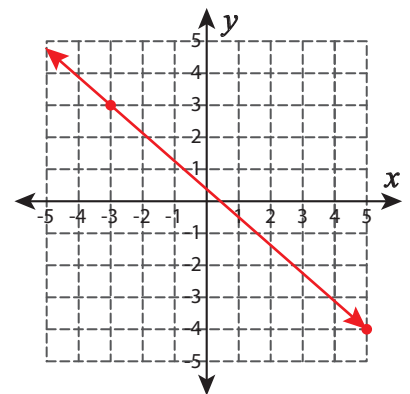
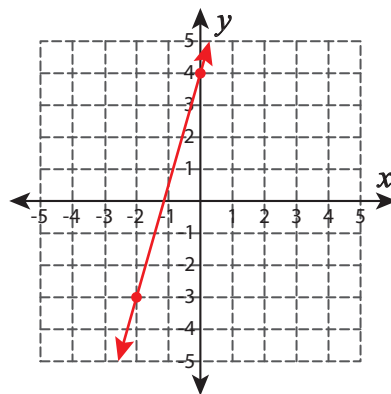
5)  $(-2, 6)$  and  $(-1, 4)$



6)  $(3, 6)$  and  $(5, 3)$



7)  $(-3, 3)$  and  $(5, -4)$

**PREVIEW**

Gain complete access to the largest collection of worksheets in all subjects!

Members, please log in to download this worksheet.

Not a member? Please sign up to gain complete access.

[www.mathworksheets4kids.com](http://www.mathworksheets4kids.com)