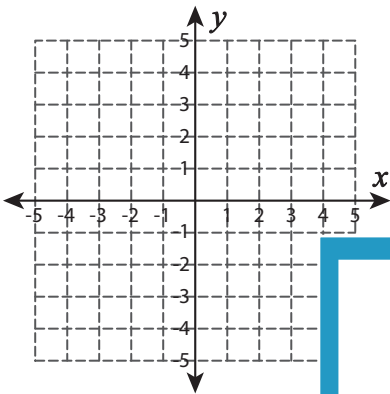


Graphing: Two Points

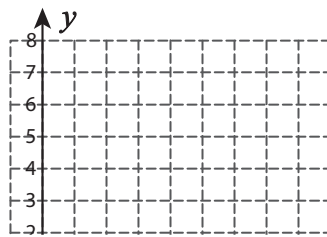
Sheet 2

Graph the line using the given points.

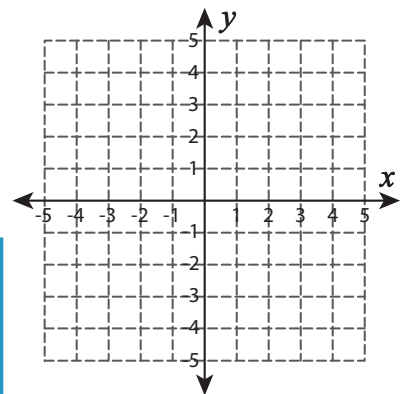
1) $(-5, 2)$ and $(5, -4)$



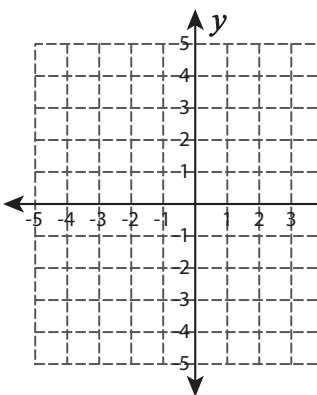
2) $(7, 6)$ and $(8, 7)$



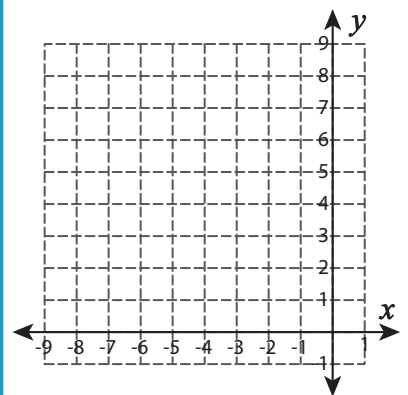
3) $(-2, 2)$ and $(0, 0)$



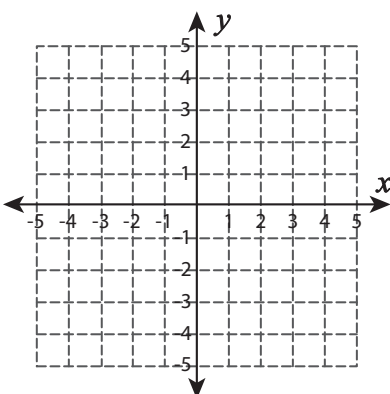
4) $(0, 3)$ and $(4, -1)$



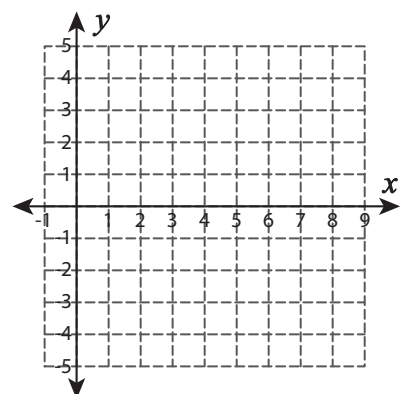
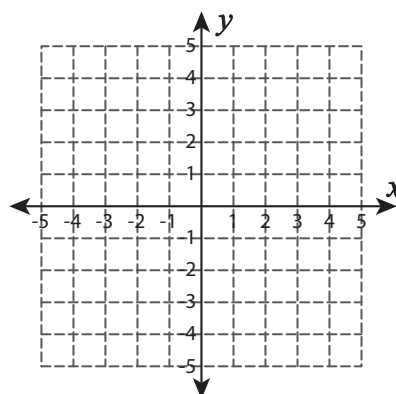
5) $(-6, 4)$ and $(-3, 5)$



7) $(3, 1)$ and $(4, -3)$



8) $(8, 2)$ and $(8, -2)$



PREVIEW

Gain complete access to the largest collection of worksheets in all subjects!

Members, please log in to download this worksheet.

Not a member? Please sign up to gain complete access.

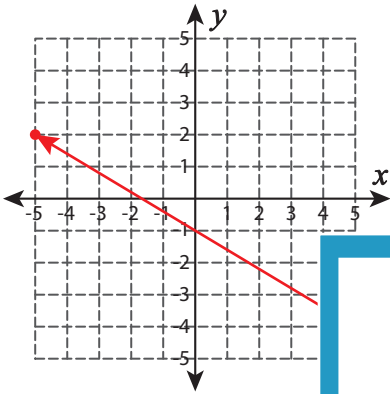
www.mathworksheets4kids.com

Answer key**Graphing: Two Points**

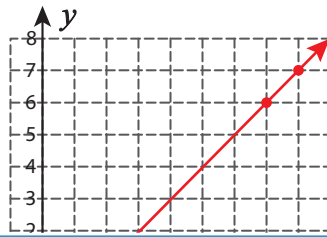
Sheet 2

Graph the line using the given points.

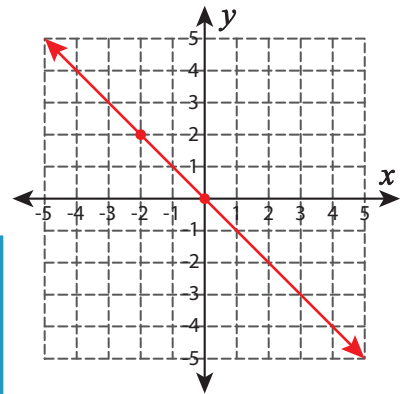
1) $(-5, 2)$ and $(5, -4)$



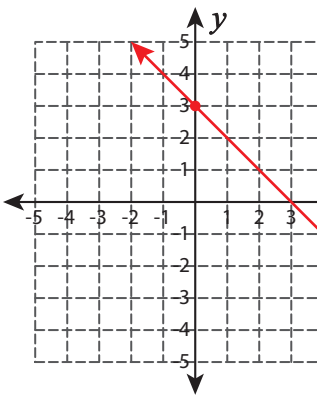
2) $(7, 6)$ and $(8, 7)$



3) $(-2, 2)$ and $(0, 0)$



4) $(0, 3)$ and $(4, -1)$



PREVIEW

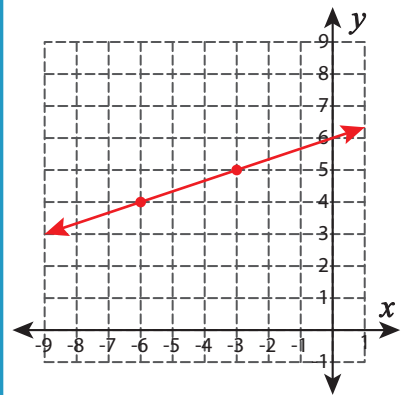
Gain complete access to the largest collection of worksheets in all subjects!

Members, please log in to download this worksheet.

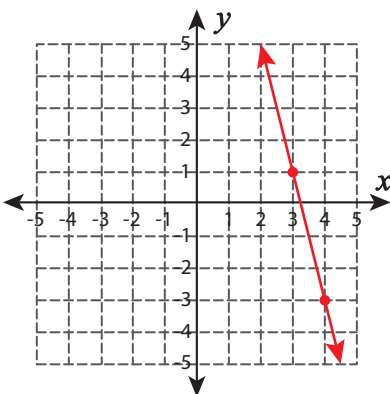
Not a member? Please sign up to gain complete access.

www.mathworksheets4kids.com

5) $(-6, 4)$ and $(-3, 5)$



6) $(3, 1)$ and $(4, -3)$



7) $(8, 2)$ and $(8, -2)$

