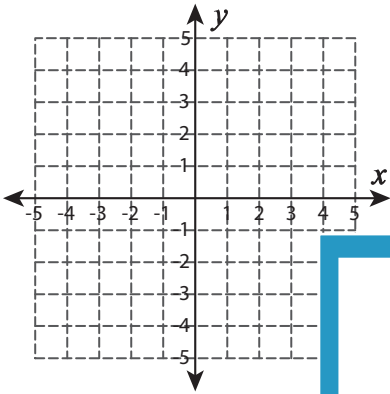


# Graphing: Two Points

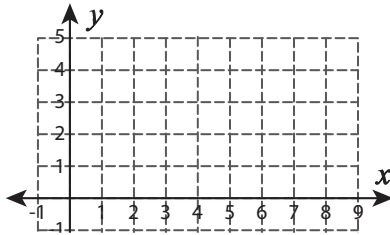
Sheet 4

Graph the line using the given points.

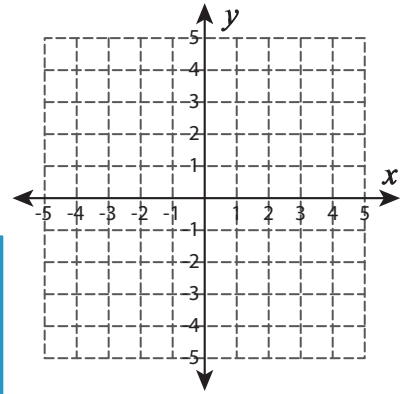
1)  $(3, -2)$  and  $(-4, 4)$



2)  $(7, 4)$  and  $(1, -3)$



3)  $(4, 3)$  and  $(-1, -2)$



# PREVIEW

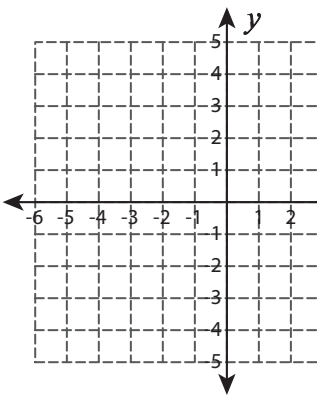
Gain complete access to the largest collection of worksheets in all subjects!

Members, please log in to download this worksheet.

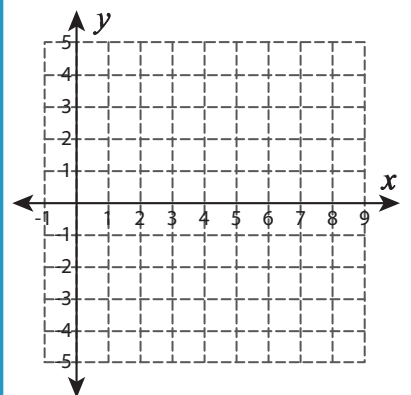
Not a member? Please sign up to gain complete access.

[www.mathworksheets4kids.com](http://www.mathworksheets4kids.com)

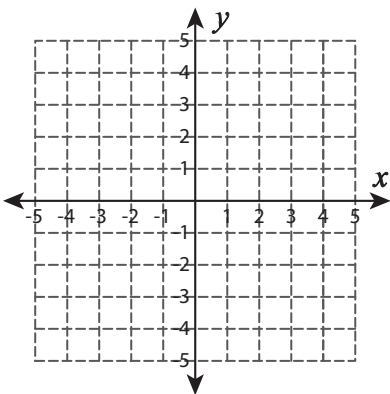
4)  $(-5, -3)$  and  $(-4, 2)$



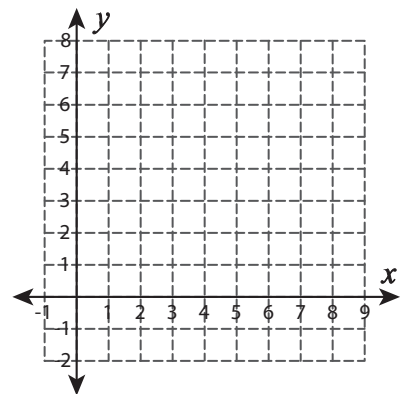
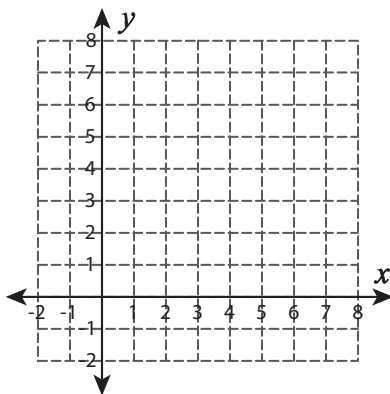
5)  $(8, 0)$  and  $(2, 2)$



6)  $(-2, 0)$  and  $(4, -3)$



7)  $(7, 7)$  and  $(7, 1)$

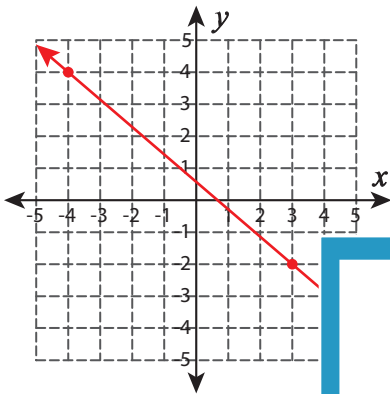


**Answer key****Graphing: Two Points**

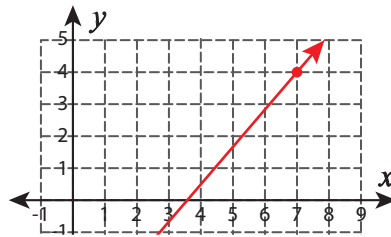
Sheet 4

Graph the line using the given points.

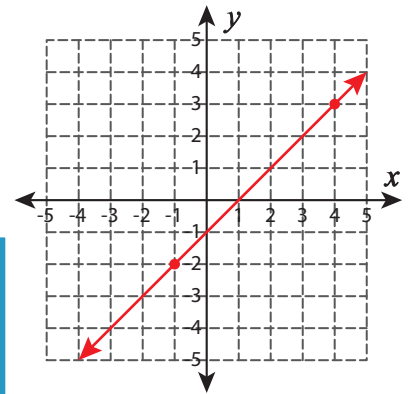
1)  $(3, -2)$  and  $(-4, 4)$



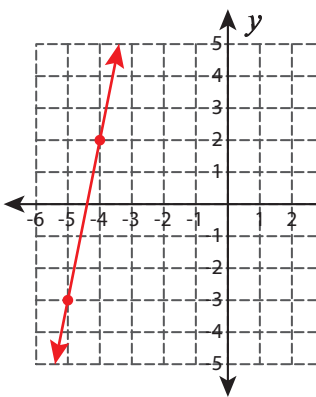
2)  $(7, 4)$  and  $(1, -3)$



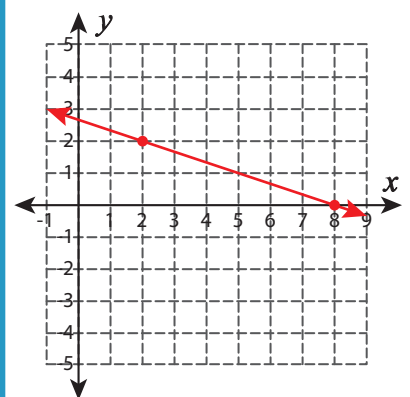
3)  $(4, 3)$  and  $(-1, -2)$



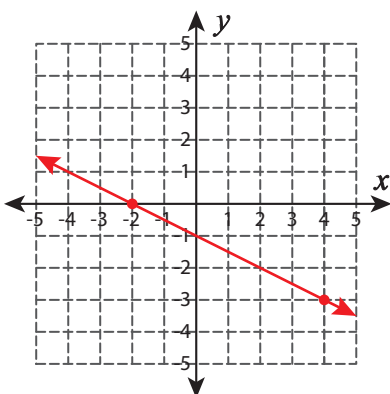
4)  $(-5, -3)$  and  $(-4, 2)$



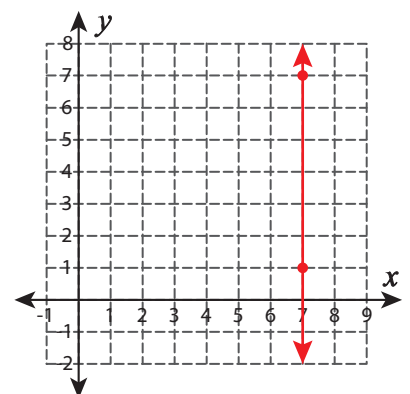
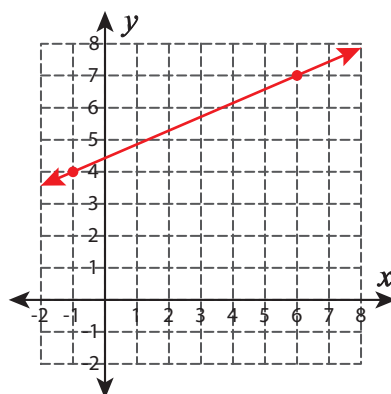
(8, 0) and (2, 2)



7)  $(-2, 0)$  and  $(4, -3)$



(7, 7) and (7, 1)

**PREVIEW**

Gain complete access to the largest collection of worksheets in all subjects!

Members, please log in to download this worksheet.

Not a member? Please sign up to gain complete access.

[www.mathworksheets4kids.com](http://www.mathworksheets4kids.com)