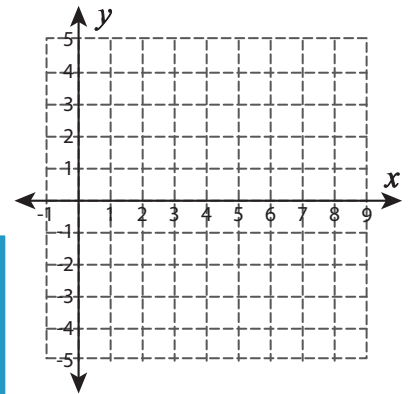
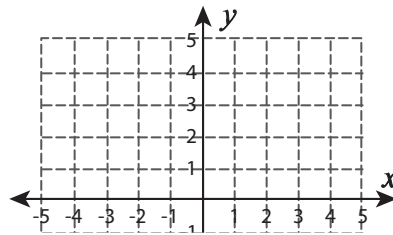
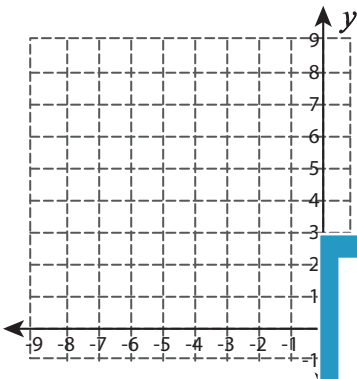


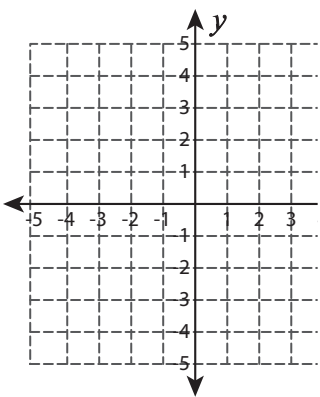
Graphing: Intercepts

Graph the line using the given intercepts.

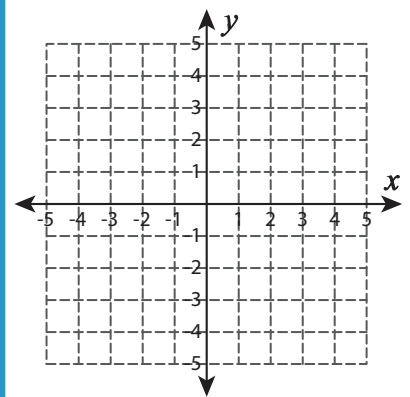
- 1) x-intercept = -8 ; y-intercept = 5 2) x-intercept = 2 ; y-intercept = 0 3) x-intercept = 6 ; y-intercept = -2



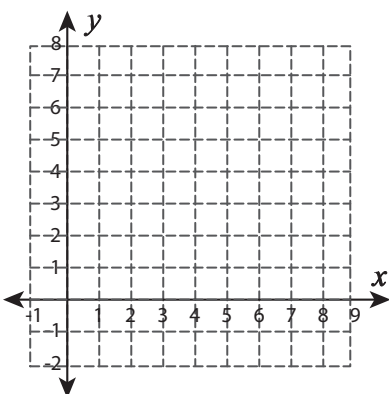
- 4) x-intercept = -3 ; y-intercept = 3



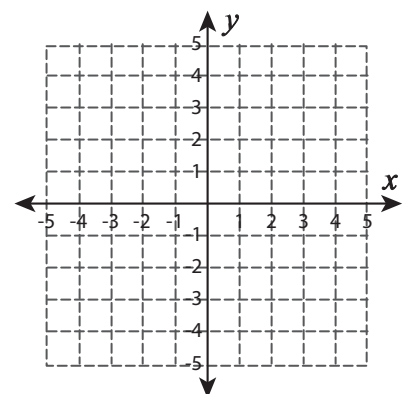
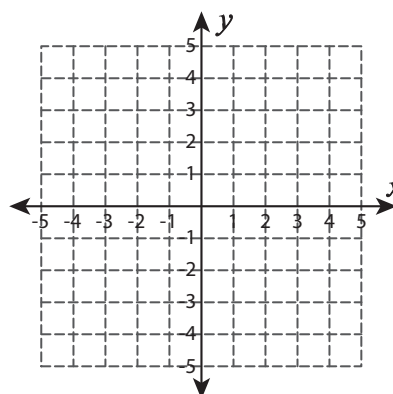
- 5) x-intercept = 3 ; y-intercept = 3



- 6) x-intercept = 5 ; y-intercept = 4



- 7) x-intercept = 2 ; y-intercept = 4



PREVIEW

Gain complete access to the largest collection of worksheets in all subjects!

Members, please log in to download this worksheet.

Not a member? Please sign up to gain complete access.

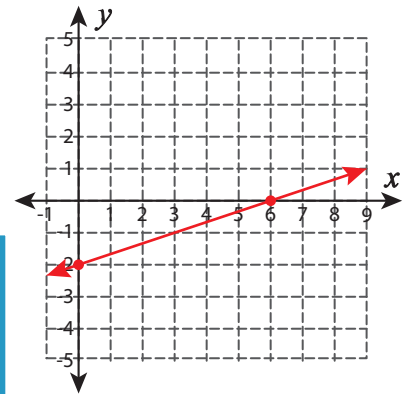
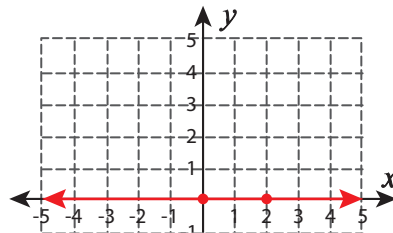
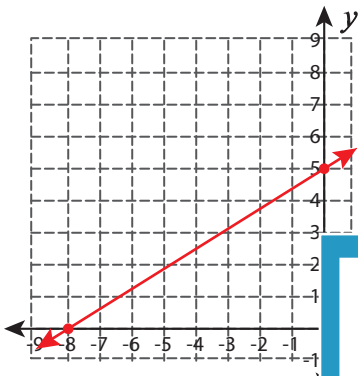
www.mathworksheets4kids.com

Answer key

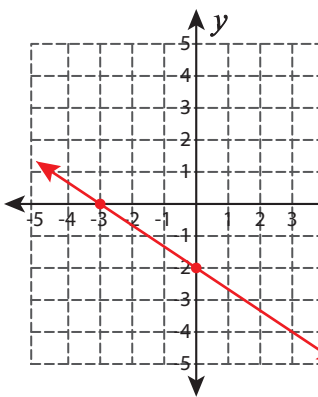
Graphing: Intercepts

Graph the line using the given intercepts.

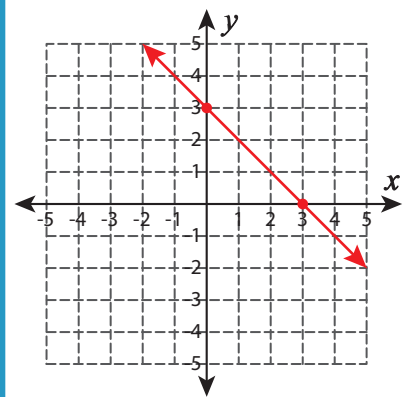
- 1) x-intercept = -8 ; y-intercept = 5 2) x-intercept = 2 ; y-intercept = 0 3) x-intercept = 6 ; y-intercept = -2



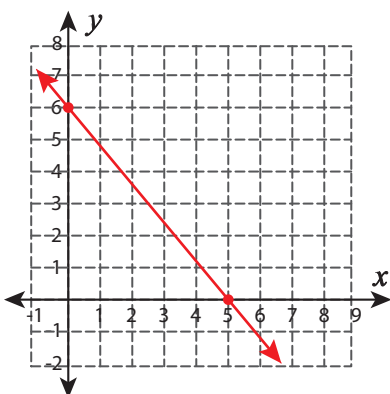
- 4) x-intercept = -3 ; y-intercept = -2



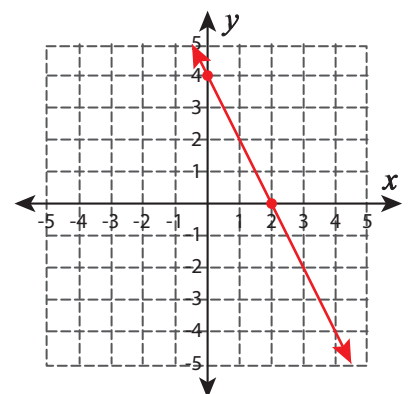
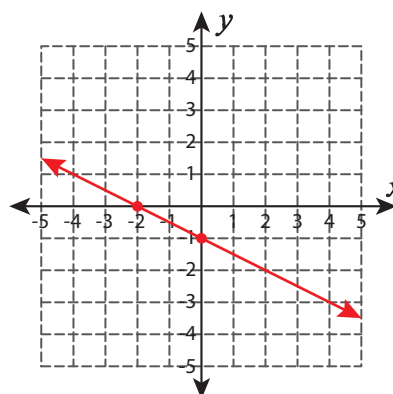
- 5) x-intercept = 3 ; y-intercept = 3



- 6) x-intercept = 5 ; y-intercept = 6



- 7) x-intercept = 2 ; y-intercept = 4



PREVIEW

Gain complete access to the largest collection of worksheets in all subjects!

Members, please log in to download this worksheet.

Not a member? Please sign up to gain complete access.

www.mathworksheets4kids.com