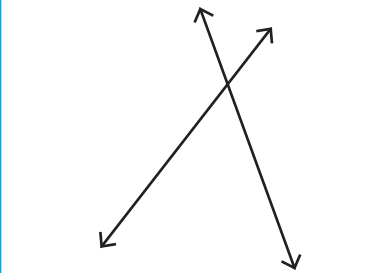
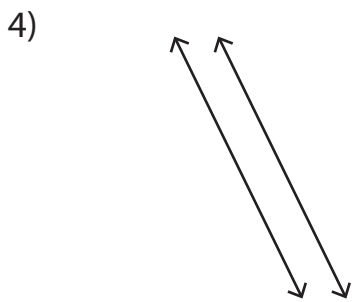
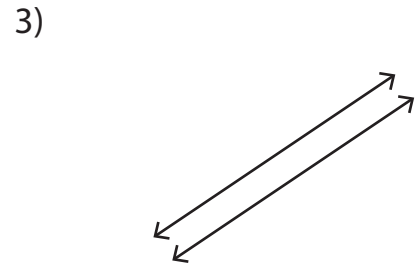
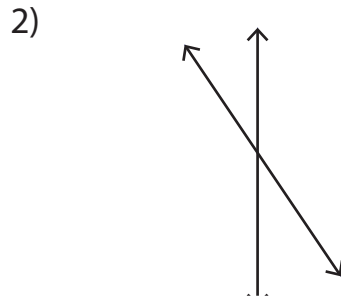
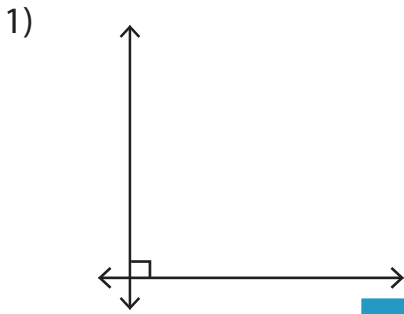


# Parallel, Perpendicular or Intersecting Lines

## Part - A

Write each pair of lines as parallel, perpendicular or intersecting.



# PREVIEW

Gain complete access to the largest collection of worksheets in all subjects!

Members, please log in to download this worksheet.

Not a member? Please sign up to gain complete access.

www.mathworksheets4kids.com

Draw the following.

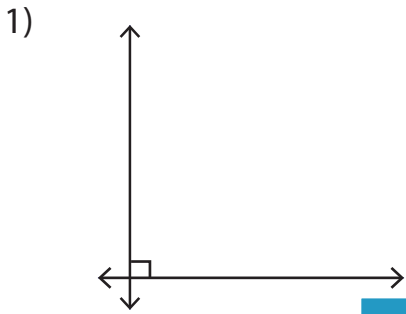
1) Perpendicular lines

parallel lines

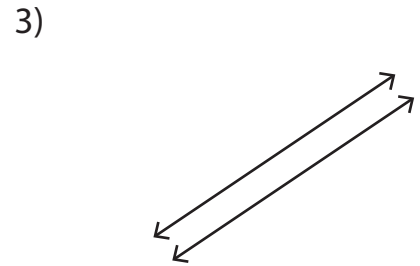
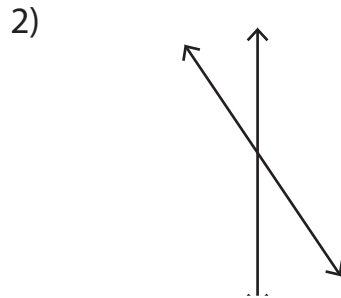
**Parallel, Perpendicular or Intersecting Lines**

**Part - A**

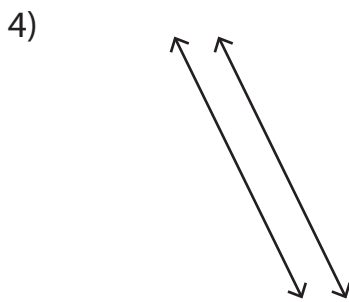
Write each pair of lines as parallel, perpendicular or intersecting.



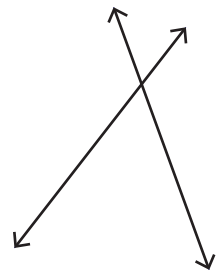
**perpendicular**



**parallel**



**parallel**



**intersecting**

**PREVIEW**

Gain complete access to the largest collection of worksheets in all subjects!

Members, please log in to download this worksheet.

Not a member? Please sign up to gain complete access.

[www.mathworksheets4kids.com](http://www.mathworksheets4kids.com)

Draw the following.

1) Perpendicular lines

parallel lines

